Complete Traffic Domination 3.0

Simple Traffic Tactics To Get Massive Amounts Of Traffic

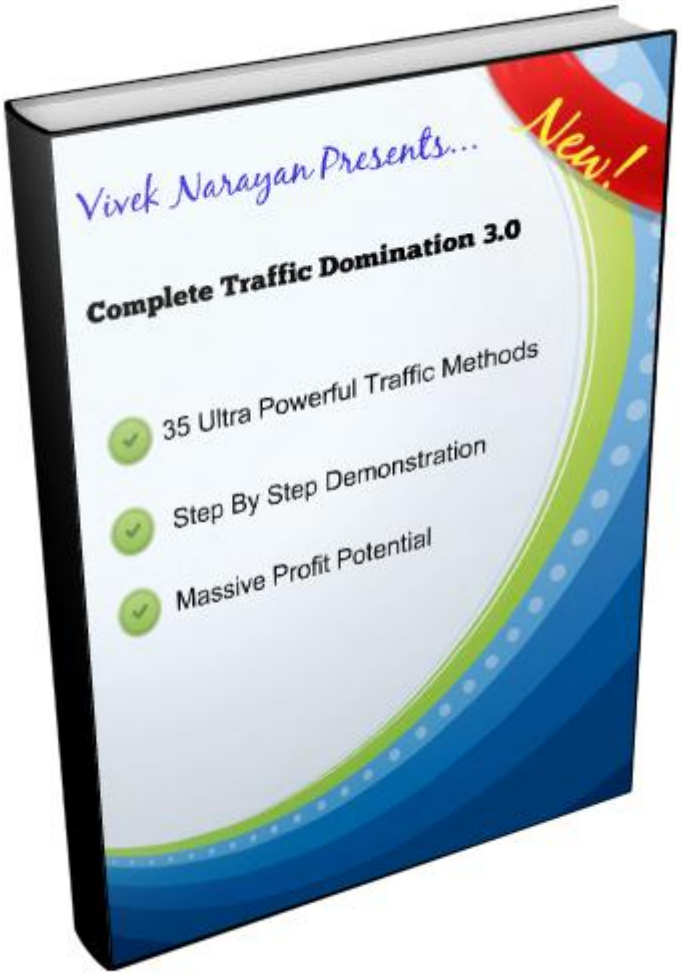

By: Vivek Narayan

© Copyright 2015 Vivek Narayan

Notice: **You don't have the right to reprint or resell this report. You also may not giveaway or share the content herein.**

DISCLAIMER AND/OR LEGAL NOTICES:

The information presented herein represents the view of the author as of the date of publication. Because of the rate at which conditions change,the author reserves the right to alter and update his opinion based on new conditions.The report is for informational purpose only.While every attempt has been made to verify the informations provided in this report,neither the author nor his affiliates assume any responsibility for errors,inaccuracies or omissions.Any slights of people and organizations are unintentional.If advice concerning legal or related matters is concerned ,the services of a fully qualified professional should be sought.This report is not intended for use as a legal or accounting advice.You should be aware of any laws which govern business transactions or other business practices in your country and state.Any reference to any person or business whether living or dead is purely coincidental.

All Rights Reserved

No part of this report may be reproduced or transmitted in any form whatsoever,electronic, or mechanical, including photocopying, recording, or by any informational storage or retrieval without express written, dated and signed permission from the author.

Table Of Contents

i)The Online "Groups" Cash Avalanche Page 5-9

ii)The Forum Marketing Goldmine 10-19

iii)The Secret Article Cash Cow 20-41

iv)Blogging: How To Use Your Blog To Send Thousands Of Red Hot Buyers To Your Sales Page 41-62

v)The "Comment" Method 63-69

vi)The Classified Traffic Typhoon 70-83

viii)The Instant Adswap Cash 83-87

ix)The JV Partner Swapping Viral Cash 87-88

x)Ezine Joint Ventures 88-90

xi)The JV Giveaways Cash Feast 90-92

xii)The Social Media Traffic Juggernaut 92-152

xiii)The Perpetual Youtube Traffic Machine 152-162

xiv)The Yahoo! Answers Traffic Stampede 163-168

xv)Traffic Exchanges:The Easiest Traffic You Can Ever Get 169-170

xvi)The Press Release Buzz Building Machine 170-181

xvii)The Safelist List Machine 181-183

xviii)The Social Bookmarking Auto Traffic Machine 183-188

xix)Viral Marketing Traffic Bomb 188-197

xx)The Pepsi-Coke Method 198-229

Autoblogging 230-233

xxi)The Evergreen Amazon Traffic Spring 234

x)Hidden e-book Cash 235-237

xxiii)Document Sharing Sites:Your Underground Resource To Get Unstoppable Traffic 238-239

xxiv)File Sharing and Torrent Sites 240-243

xxv)Traffic From Free Tutorial Sites 243-245

xxvi)The Free "Teaser" Method 245-246

Free Traffic Methods

i)The Online "Groups" Cash Avalanche:

Facebook groups should be your no.1 traffic getting method if your sole aim is to generate quick,short term profits.The inherent working of these groups is quite similar to that of the online forums.Nowadays ,you can find groups almost on every possible niche.Some of them are small (a few hundred members) while others are quite big(several hundred thousand members).

These groups are places where you can get highly targeted traffic and it's almost INSTANT.The only drawback of this traffic source is that this traffic is short lived and it dies down as your posts get buried in the pile of later posts.But this shouldn't be your point of concern as you can make similar posts over and over again.

To find groups related to your first login to your Facebook account then type the name of your niche(or main keyword) in the search box.

For Example: If I want to find Facebook groups related to internet marketing,I would search for "Internet marketing group" or "Affiliate marketing group" or "make money online group"

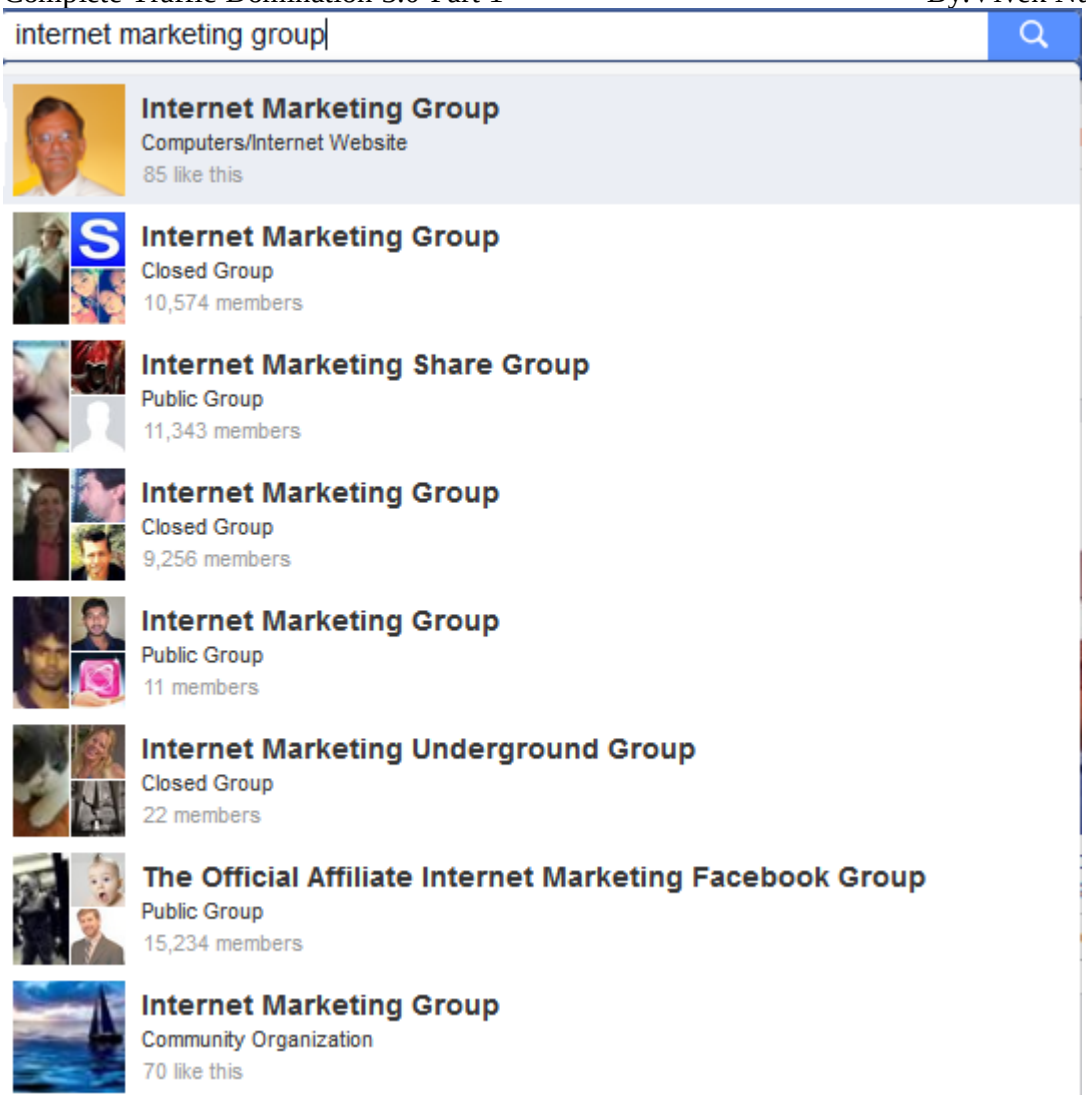

You can see from the screenshot that there are several groups related to internet marketing and many of them have thousands of members.

Some of these guoups are “open” and you can join them right away while some are “closed” and you’ll need to send ‘Add” request to their admins/moderators before you are added to the group and can make posts.

Once you have found the groups on your chosen niche join as many as you like(The more you jon and post,the more money you'll make).

I have found that these private groups send more targeted traffic than the public ones.

I have also noticed one thing that the groups having a few thousand members are the best ones to join.If you join groups with too many members,your posts will easily get buried under the heap of posts made by other members and if you join the groups with very few members,your posts will not get the required exposure.

There are two ways to get traffic via Facebook groups:

i)Join Already Established Groups:

As Facebook has already evolved to an enormous degree,you'll hardly find any topic under the Sun which doesn't has at least a few already frequented groups.

Just search for keywords related to your niche and join a few groups containing at least a few thousand members.

The working of these groups too is very similar to online forums and regular participation and positive interaction with other members will yield you great dividends.

In the beginning you should refrain from any promotion.First relationship building then subtle promotion.

ii)Form Your Own Group:

Joining others' groups is a great idea but your own group provide you the ultimate Freedom and leverage.

Before you create your own group,it is essential that you have at least a few hundred interested friends.

You can gain the required no. by manually adding people (interested in your subject).When sending friend requests,you should avoid overkill.Just a couple hundred friend requests per day are sufficient.

To start with,I would say 2,000-3,000 friends are ideal.You'll notice that not all of them join your group,but a significant portion will be coming to participate in your group.

A research shows that an average Facebook user has 100 friends.Once your group is buzzing,your initial members will be inviting their friends to join your group and same will go on.

If proper initial momentum is provided,you should have no problem in getting a big five to six figure group within a couple of weeks.There have been instances when groups have grown to several million members within a single week.

Once you have your own established group,everything should work pretty smoothtly. Here you should strictly refrain from spamming.Try to contribute as much as you can and establish your reputation as an expert in the field.Please note that members of these tightly focused communities closely follow the advices of each other.So you'll be having excellent chances of other members following your recommendations if they perceive you as an authority.

Instead of direct promotion,I would advise you to first get these prospects on your mailing list by offering a valuable freebie .

Once you get them in your list,you can promote them unlimited number of offers in the follow ups.

Properly utilized these groups alone can provide you with all the leads and sales you need .According to my experience,spending 1-2 hours per day on these groups will bring you enough traffic to start the ball rolling.

Making as high as $500/day while driving all the traffic from Facebook Groups is not a very difficult goal and you can even outsource all the posting work.

Just find a couple of workers on http://BestJobs.ph or http://ODesk.com ,hire them and train them according to the requirements of your niche.

Let's discuss about our next traffic source……

ii)The Forum Marketing Goldmine

There are literally millions of online forums in any popular niche.These forums get extremely targeted traffic.Many of these forums have millions of Registered members and a lot of these members visit the forum on a daily basis.

Forum marketing is one of the easiest ways to get targeted traffic.If you are just starting out or you are on a shoestring budget,forum marketing is probably the best way to start making a full time income on the internet.

More accomplished marketers use forum marketing (by using outsourcers) to expand their reach and increase their brand recognition,while at the same time adding hot leads in their mailing lists.

Forum traffic is one of the highest converting types of online traffic…The social proof and open interactions allow the savvy marketers to generate massive ROI on their efforts…There are several CPA networks who have built $50 Million Plus a year businesses by using internet marketing forums to recruit their affiliates, generate social proofs and cement their place as trustworthy middlemen.

In signatures you should always use Hyperlinking instead of putting naked links.Hyperlinks provide you an opportunity to insert your main keyword and let the ranking of your site soar in the search results.Also,such links allow you to presell your prospects a bit before they go to your link.

A hyperlink is basically a line of text containing the link to your site underneath.Many newbies don't know how to create "Hyperlinks",so I am giving a short tutorial below:

Just register in a forum of your choice,login and go to your "control panel",there you'll see an option named "Edit Signatures",

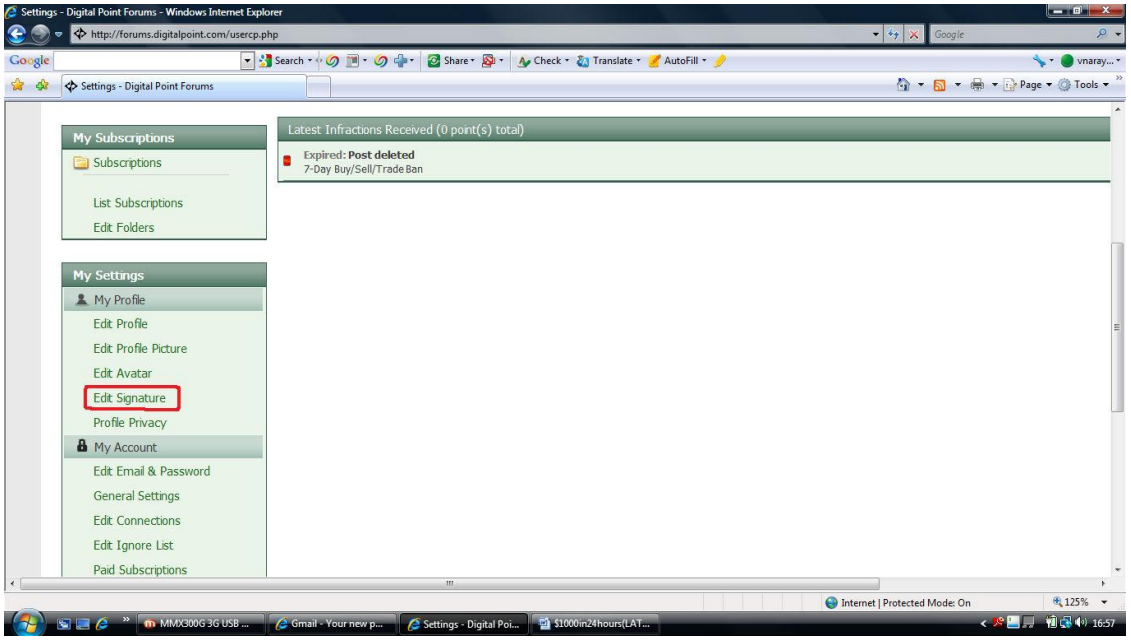

click on that link and you'll see a box where you have to insert the text.Include your main keyword at least once(if you are trying to sell a product then it should be your product name,after you have wriiten the text,highlight it

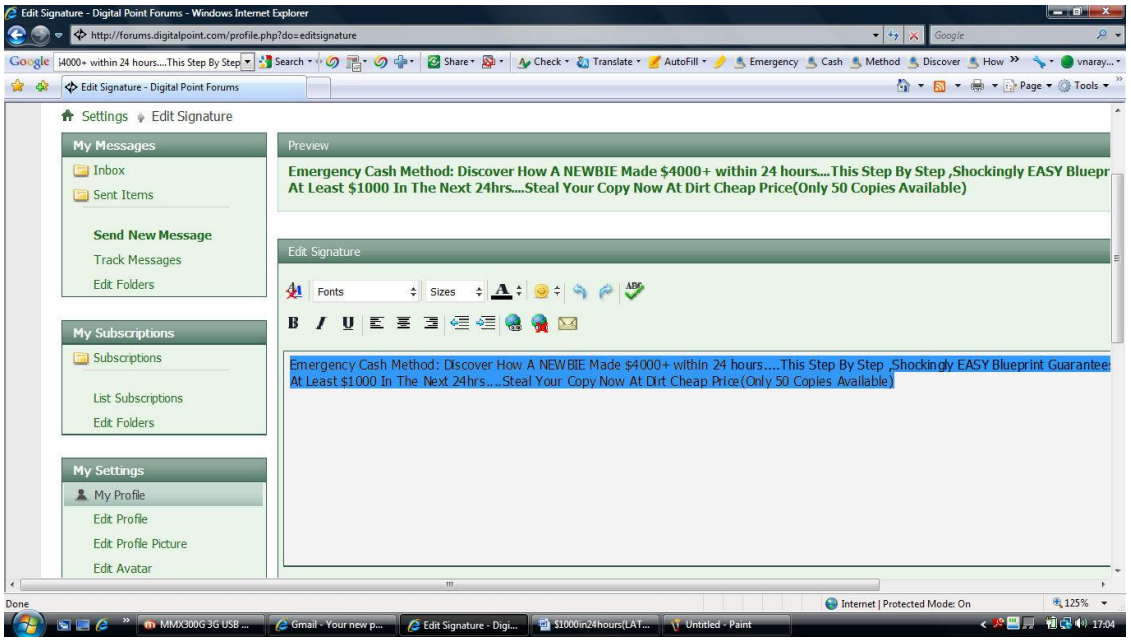

Next click on the "Insert Link" option and put the URL of your site

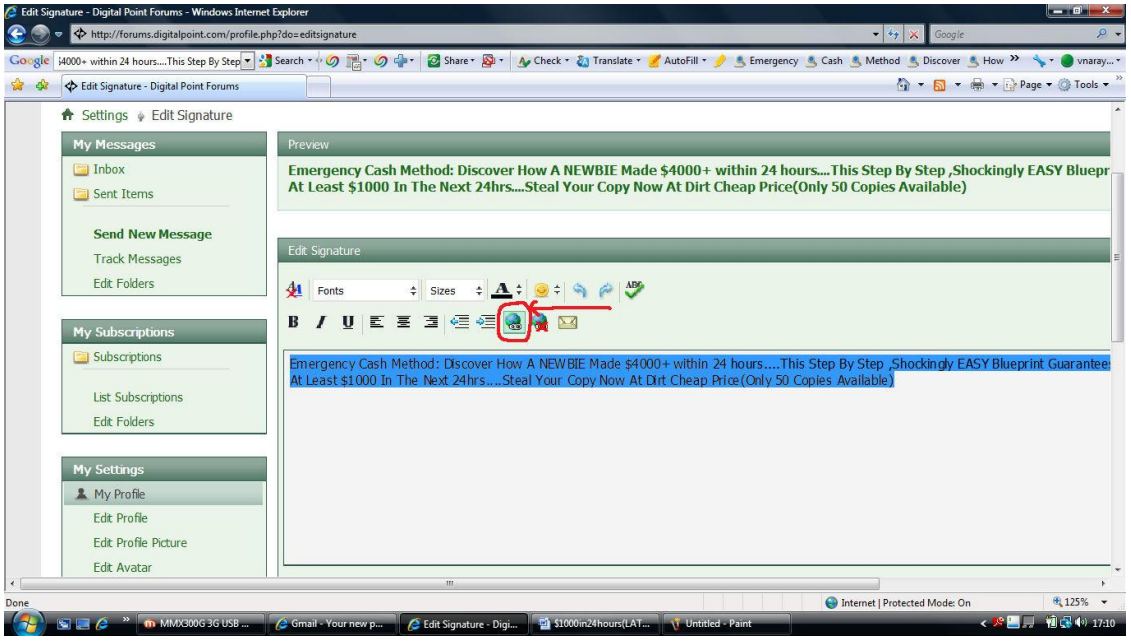

The "Preview Signature" option will allow you to see how your signature looks like.

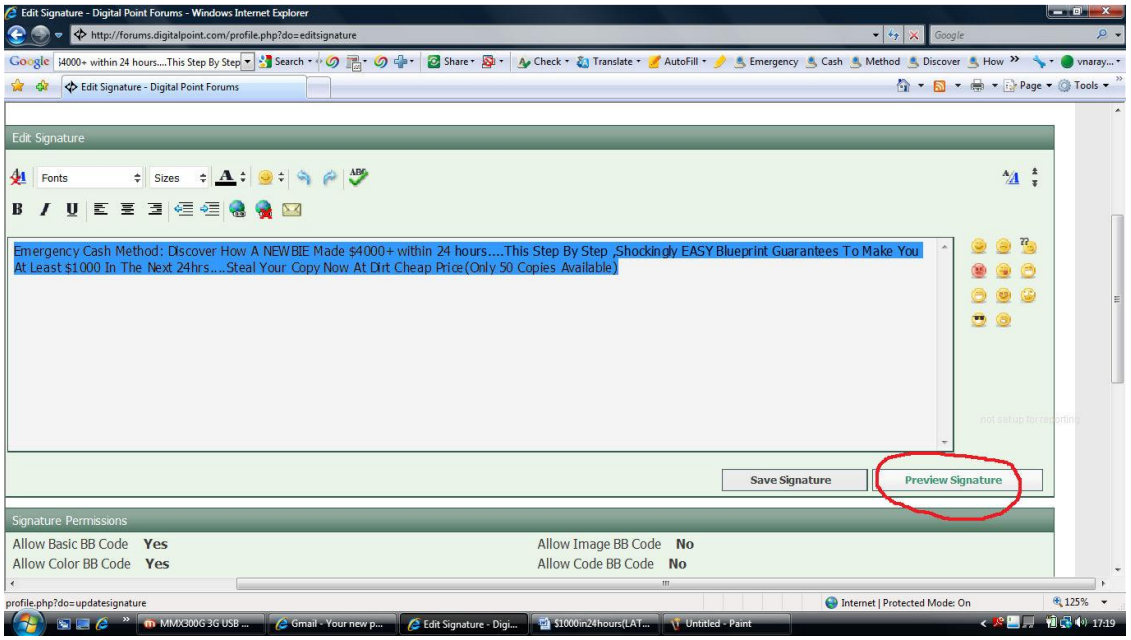

Once satisfied,click on the "save signature" button.Now your new signature will appear everywhere you leave a post.

You can create multiple signatures in the same way(As long as your signatures are within the "characters" limit).

Just try to contribute in a positive way and include a compelling signature with your posts.

With a few days of participation,you'll build enough no. of posts to send you at least 100 visitors per day(Remember,forum marketing produces residual traffic)..

Forum marketing is not something that takes hours of time.Just spend half an hour everyday.This participation will not only get you instant traffic,it'll establish you as an expert in your niche and get you customers and JV partners(if you are in IM niche) effortlessly.

Besides generating traffic this way,you can re-direct traffic from these forums in another way too.

Most of these forums allow you to place your banners and text links for a definite amount of fees.

Once you determine that a particular forum is sending you a lot of productive leads,you can negotiate with forum administrators about the placement of your advertisement.

In most cases,you should get your banner placed in a high traffic sections for $100-$300 .Depending on the conversions of your product, you'll make several times your initial investment back .

Once you taste success with a particular forum,you can extend your advertising to other related forums.

Forum marketing can be an enormous way of generating traffic if you have a few affiliates for buzz creation.Forums ,like other web2.0 outlets are excellent places to start your viral promotion.Once you provide it the initial thrust,other members will happily forward it without any extra expense on your part.

Below is the list of some of the top internet marketing forum:

http://adminmania.com/

http://affiliate-marketing-forums.5staraffiliateprograms.comm/

http://affiliatemarketingforums.org/

http://club.3powers.com/

http://discussnames.com/index.php

http://forum.abestweb.com/index.php

http://forum.affiliatebot.com/

http://forum.affiliatedistrict.com/index.php

http://forum.authorityblogger.com/index.php

http://forum.ebizinsider.com/

http://forum.kahuki.com/

http://forum.siteground.com/index.php

http://forum.weblamp.net/

http://forum.weborum.com/index.php?act=idx

http://forums.build-reciprocal-links.com/

http://forums.digital-m.co.za/index.php

http://forums.digitalpoint.com/

http://forums.seo.com/index.php

http://forums.ukwebmasterworld.com/

http://forums.vmoptions.com/

http://forums.webicy.com/

http://forums.webzonetalk.com/

http://forums.x10hosting.com/

http://freewebspace.net/forums/index.php

http://netmarketingforum.com/forum/index.php

http://siteownersforums.com/

http://talk.iwebtool.com/

http://ukseoforums.com/index.php

http://webforumz.com/

http://webhostingforum.com/index.php

http://workathomenetwork.com/forum/

http://www.aardvarkbusiness.net/chat/index.php

http://www.acorndomains.co.uk/

http://www.affiliateforum.com.au/

http://www.affiliatelink.org/index.php

http://www.affiliatemarketingformula.com/forum/

http://www.affiliates4u.com/forums/

http://www.affiliateseeking.com/forums/

http://www.affiliate-talk.com/index.php

http://www.affspot.com/index.php

http://www.ahfb2000.com/webmaster_help_desk/index.php

http://www.askdamagex.com/

http://www.australianwebmaster.com/index.php

http://www.bloggerforum.com/modules/newbb/

http://www.bloggeries.com/forum/

http://www.browsehosts.com/forum/

http://www.bzimage.org/index.php

http://www.conqueryourniche.com/forum/index.php

http://www.ddboard.com/forum/

http://www.devhunters.com/

http://www.dnforum.com/

http://www.dnscoop.com/forums/index.php

http://www.domainforums.com/index.php

http://www.ewealth.com/index.php

http://www.forumforwebmasters.com/index.php

http://www.freehostforum.com/

http://www.freelancegossip.com/

http://www.geekpoint.net/forums/

http://www.geeksonsteroids.com/forum

http://www.geekvillage.com/forums/

http://www.helpingwebmasters.com/

http://www.im4newbies.com/forum/index.php

http://www.internetmarketingforums.net/

http://www.irishwebmasterforum.com/

http://www.luckywebmasters.com/forums/index.php

http://www.mainstreamwebmasters.com/forums/

http://www.moo-directory.com/forum/index.php

http://www.multilingual-seo.com/

http://www.namepros.com/

http://www.netaffiliatetalk.com/

http://www.onlinewebmarket.net/forum.php

http://www.paidinsider.com/forum/

http://www.peerhut.com/index.php

http://www.powelly.com/forum.php

http://www.selfstartersweeklytips.com/forum/index.php

http://www.seo1.net/board.html

http://www.seo-forum.se/

http://www.seo-forums.com/

http://www.seo-guy.com/forum/

http://www.seoplace.com/

http://www.seorefugee.com/forums/index.php

http://www.siteownersforums.com/index.php

http://www.sitepoint.com/forums/

http://www.smallbusinessbrief.com/forum/

http://www.small-business-forum.com/index.php

http://www.submitexpress.com/bbs/

http://www.talkfreelance.com/index.php

http://www.theadminzone.com/forums/index.php

http://www.theblogexperiment.com/blog-forum/index.php

http://www.thewebmasterforum.net/

http://www.top25web.com/bbs/index.php

http://www.ukbusinessforums.co.uk/forums/index.php

http://www.v7n.com/forums/

http://www.vuju.com/

http://www.wahm.com/forum/default.asp

http://www.warriorforum.com/

http://www.webcosmoforums.com/

http://www.webdevforums.com/index.php?

http://www.webhostchat.co.uk/

http://www.webhostingtalk.com/

http://www.webmasterads.com/

http://www.webmaster-corner.com/index.php

http://www.webmasterdesk.org/

http://www.webmasterforums.com/

http://www.webmasterforums.net/

http://www.webmaster-forums.net/

http://www.webmasterforumsonline.com

http://www.webmasterize.com/index.php

http://www.webmastermalaysia.com/

http://www.webmasters.am/forums/index.php

http://www.webmasters.org/forum/

http://www.webmastershome.com/

http://www.webmasterstalks.com/index.php

http://www.webmaster-talk.com/

http://www.webmasterwelt.net/

http://www.webmasterwidget.com/

http://www.webmasteryouth.com/index.php

http://www.webproworld.com/

http://www.websitebabble.com/

http://www.webtalkforums.com/

http://www.webworkshop.net/seoforum/index.php

http://www.wtricks.com/forums

http://www.zoomcities.com/forum/index.php

http://www.zymic.com/forum/

To find high traffic forums in other niches just search for "your niche+forum".

iii)The Secret Article Cash Cow:

Article marketing is one of the oldest and most successful traffic getting methods.Widely used by all kind of marketers,it has consistently proved it's effectiveness over the years.

The reason behind the continued success of article marketing is that the internet is made for searching and delivering information in the fastest possible way.People visit internet in search of solutions to their problems,to expand their knowledge base,to enhance their skills,to fulfill their hobbies and to seek entertainment,and most of the information base on the internet,despite the rapid advancement of multimedia and video technology,is still in the text format.

No one can deny the power of words.Using powerful combinations of words,you can get anyone to do whatever you want…….it can be opting in to your list,clicking on an ad or making a purchase……..,and this is the reason why article traffic converts better than other sources.

No other traffic source except e-mail marketing and PPC in some cases,can generate the conversions as high as those from the article traffic.

Article marketing have been employed by all-The newbies and established marketers,techno whizzes and complete techno phobes,multi-millionaires and flat brokes,product owners and affiliates,professionals and amateurs.

It's the simplicity and effectiveness of article marketing that has endeared it to the masses.**You can fail with any other system but you can not fail with article marketing.Period.**

It is just too simple- No technical knowledge needed,you don't even need to be an expert in your field(you can just form your own ideas after looking at a few articles or blog posts in that niche) and you don't need to purchase a single thing to

As One Of The Most Used and Evolved Traffic Generation Method On The Web,Article Marketing Requires In-Depth Study.Over The next few Pages,We'll Be Learning:

***Why To Write Articles**

***How To Write Cash Pulling Articles**

***Where To Submit Your Articles**

***How To Get Maximum Traffic Through Articles**

***How To Re-cycle and Leverage Your Articles**

Why To Write Articles?

Article directories receive millions of unique visitors every month…Despite the past Google slaps, EzineArticles.com still reaches to over one million US people monthly(Global figures are much higher).

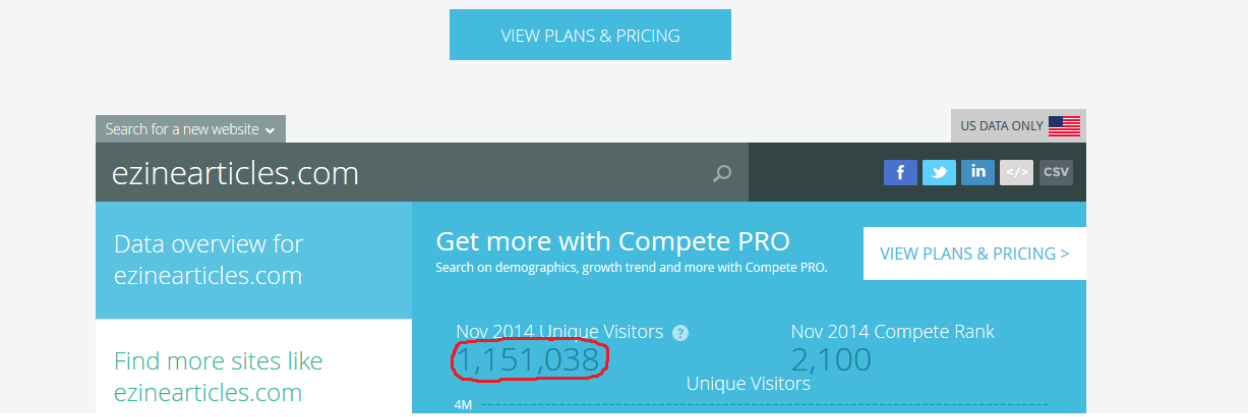

This is the most targeted traffic as most of these people are actively looking for solution to some problem,the probably of them taking the action of your choice is extremely high.

Writing Articles not only gets you traffic and sales,it also increases the search ranking of your sites as well as establish you as an expert in that niche.

Article marketing allow you to pre-sell your prospects before they visit your landing page,something that is not possible with other traffic mediums.

The long term benefits of writing articles are immense…..

The article directories don't delete published articles,so your article will be staying there for years and bringing you a constant supply of targeted traffic,without any extra effort on your part.

Moreover,hundreds of website owners,blog owners,ezine owners and newsletter publishers with big reader bases come to the article directories in search of quality content and if your content is up to the mark,it may get published in tens of ezines,thus bringing you hundreds of targeted visitors for free.

How To Write Cash Pulling Articles

Writing is an art and it gives immense power to those who master it.In order to run a successful online business,you'll need to learn "how to Write so people buy" .

Elements Of A Successful Article:

Though writing styles differ from author to author and article to article,all the successful,high impact articles share a few common features.These are:

1)Consistency Of Style:

There are 3 basic styles of writing: Conversational, personal and professional.In the conversational style,the article progresses in form of questions and their answers.In this format,the writer converse with his prospects.He assumes an imaginary prospect.The prospect asks him questions and he answers them.This is the most effective writing style and generates the best results.

The personal style of writing involves the writer expressing his ideas and experiences like a person narrating his story to a friend.This style is not very popular in the internet marketing circles.

The professional style revolves around a third person.In this format,the writer,instead of focusing on a particular individual,address them as a group.This style involves a lot of industry specific terminology and is usually focused on brand building than any immediate gain.

All 3 styles are effective in different context but you should never switch over from one to another in the due course of an article.

2)It Should Be Grammatically Correct:

Though grammar is not that much important as long as you succeed in conveying your message,you should try to keep your sentences as correct as possible.Some of the article directories manually check each article before approving it,so you may find it difficult to get your articles approved if it contains excessive grammatical mistakes.

3)Consistence Voice:

The voice in which an article is writen is different from the style.There are basically 4 types of voices that can be used in an article- first person active,second person active,third person active and passive voice.

In first person active,the author generally tries to revolve the article around his thoughts,opinions and suggestions,like- “I would say….”, “I think he was right In saying…..” etc.This voice, though effective ,sometimes sounds bossy and the prospects may not feel the required level of connection.

The second person active,is the most effective of them all.In this case,the author tries to build his article around his prospect.Due to the personal nature of addressing,the prospect feels high level of connection and in majority of cases,he takes the action that the author desire from him.The sentences looks like “You would like to ….”, “You can do this by…”

The third person active voice is geared towards the masses,in this format the author ,instead of directly conversing with his prospect,uses the third person addressing like “If a person feels like…..”, “An entrepreneur should never…..”

The third person voice carries much less personal connection than the second one and I would advise you to avoid using this voice.

In the passive voice,the author,instead of using direct sentences,uses passive sentences like “It could have been done by…..”, “The feat was achieved by……”.

By the shear nature,this voice is less conductive and more depressing than the first three.Though no author can completely avoid using it,you should try to replace it by active voice,wherever possible.

4)Remain Focused On Your Topic:

Articles generate the best results when these are concentrated on a single topic.Most of the newbie marketers make the mistake of changing their topic in

between and lose their audience in the process.You can not afford to start an article on the topic of "joint venturing" and end it up with something on "site flipping".

To avoid this lapse,simply do your research before you write a single word and maintain the same subject throughout the article.

5)Keep Your Article "To The Point":

Internet users have very short attention spans.They will switch over to something else if your article smells like fluff.To avoid this,try to keep extraneous material as little as possible.Try to use as much facts as possible.You would surely have to include a brief introduction in the beginning but after that come directly to the point you want to explain or message you want to convey.

6)Write For The Audience:

Clearly define your audience before you start writing.According to my experience,articles that are highly technical in nature doesn't get many readers.So try to be more general.The topic you are going to write about should get at least a few thousand searches per month.In the keyword search section,I will show you how to chose "high demand" topics.

While writing,completely give yourself over to your readers,write for them not for yourself.No matter if you have made multi-millions,you'll not be getting many clicks if your articles don't make your audience curious and hold their attention throughout.

7)Write As An Authority:

Throughout your article,maintain an expert tone.You can do that even if you don't know a single thing about the topic.Just type the name of that topic in Google search and collect the information from a few authority sites.Alternatively,just visit http://ezinearticles.com ,use their "search" function and read a few articles on that topic,there will be hardly any topic that you can not find on ezinearticles.com

8)Keep Your Articles "Helpful But Incomplete":

Though I recommend you to include useful information in your articles,I would never recommend to provide everything in the article itself.If your prospects get everything they need in the article itself,they will never be visiting your landing page.I have a bitter experience of this thing.

Once I wrote a 800 word,content packed article on the topic of "Acne Treatments".The article itself contained all the information ,a person searching for that topic would ever need.It was well SEOed and got to no.2 position in Google for 3 of it's main keywords and received over 500 views in the first week itself.But it failed to generate click thrus.Only 17 of the 500 people visited my blog.I had written this article to promote an affiliate acne product,but it turned into a complete failure.

The moral of the story is that you should write brief, concise articles and conclude them after getting your visitors interested,so that they click on your link for more information.

You don't need to write 800 word articles to get the best results.Just 300-400 word articles are sufficient.

9)Use The Lingo Of Your Niche:

There are some words,specifically used in a particular niche or industry.Use of these words make you seem as an expert in that field.For example,you are writing about banner ads and media buying,then you'll need to use industry specific terms like CPM,CPA,LCV,eCPM,CPC etc.You just can't keep them away from the discussion.Every niche has it's own lingo and terminology,use it appropriately and enhance your reputation as an expert.

10)Use Short Paragraphs:

I have experienced that short paragraphs generate more impact than the longer ones.Longer paragraphs may work in the print but the online readers prefer smaller paragraphs.I would advise you to go for 3-4 sentences per paragraph.

The SEO Aspect:Top The Rankings And Bring Targeted Traffic On Demand

Many of the article directories enjoy high page rank(PR).Articles from sites like eHow.com always appear in page 1 of Google for their related keywords,so you can easily top the search results with your keyword optimized articles.

The secret to success lies in doing proper keyword research before you write a word.You should stay clear of highly competitive key phrases(generally root keywords) and the phrases receiving very little or no traffic.Keywords that get 1,000-50,000 searches a month are ideal to focus on.

You can guage the amount of competition by typing that particular keyword in Google search and hitting "search".If the no. of competiting pages are less than 10 million then go for it otherwise leave it as such.

With the free Google keyword tool,you can perform your research within minutes.The tool is located at:

https://adwords.google.com/KeywordPlanner

Start with the very basic keyword.For example,if you want to find those "Long Tail" keywords in "make money" niche,start by typing "make money".On your first search ,you'll be getting some terms falling in your optimum range.Next search for competing pages for that keyword and save the results on an excelsheet or notepad.

Make a list of 30-100(you can include even more) such keywords and write at least one article on each one.Below I am giving an illustration of this process for the "Weight Loss" niche:

I search for the root phrase "lose weight" and it returns results like this:

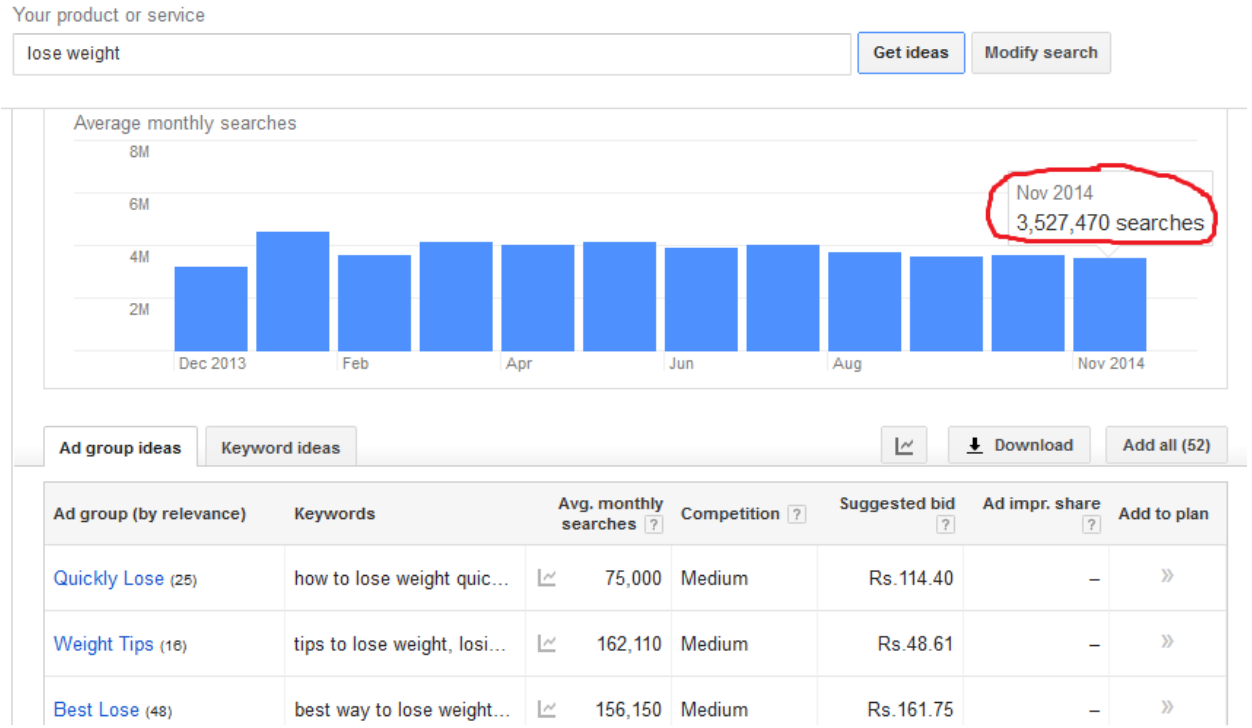

This keyword got over 3.5 million global searches in November 2014.In order to guage the competition I search it in Google and there are a total of 115 million competing pages.

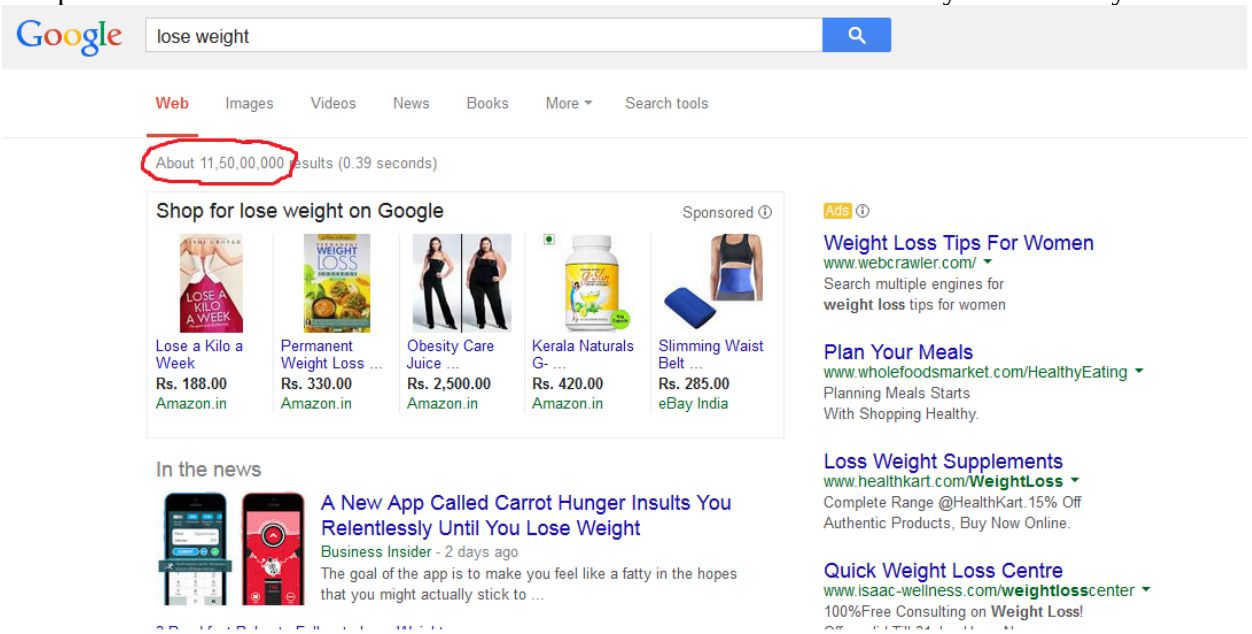

……Too much competition.You just can't imagine about topping the SERPs with so much competition around.Lets move to the next keyword.It is "Weight

Loss Programs" with over 2.9 million global monthly searches.There are a total of 7.2 million competing pages.Again a lot of competition.

Have you noticed one thing? As you type,Google suggests related terms that are getting a lot of searches.As I type these key phrases,one phrase suggested by Google catches my attention.It is "Quick Weight Loss Pills".It has got only 2.2 million competing pages

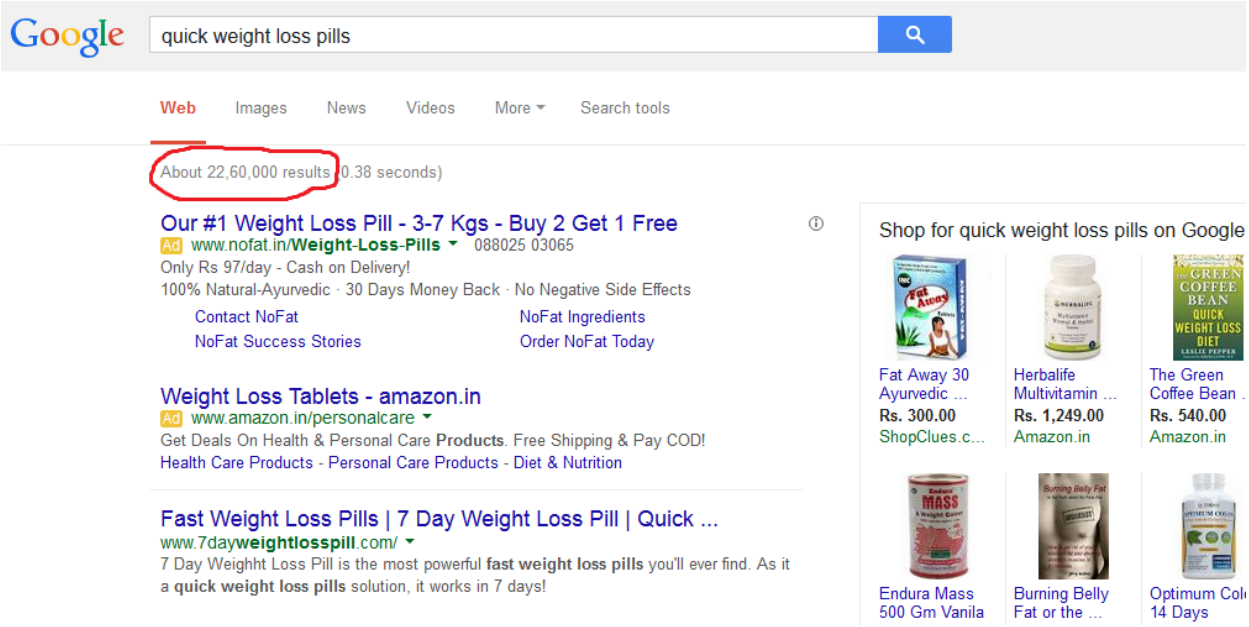

The keyword has received over 4.2 million global monthly searches in November 2014.So enough no. of searches and low competition.We found a winner.

Now you just have to repeat this process.Write down all the winners in a notepad,with the competition and global search stats.

Seems like a tedius process……It's not .With a little bit practice,you can find the winning keywords within minutes.Even if it takes a couple of hours,it's well worth

your time.

If you are promoting a product in a big niche(like the above mentioned one),I would advise you to create a list of 50-100 such keywords and write at least one article on each of them.

Now let's learn how to create a well SEOed article:

Some newbies develop the notion that SEO is a very complicated process and takes months to get your content listed in the search engines……

Completely opposite is true.More so in case of article directories that enjoy high PRs.The process of creating a highly optimized article is very simple and it can be summed up in a few sentences.

First there is the "Headline".It is one of the most important part of the whole article and this is where you hook up your visitor or lose him upfront.For SEO purpose,you would like to include your main keyword in the headline.This inclusion not only increases your chances of getting a high search ranking but also connects your visitors with the body of your article and motivate him to go further.

Though I recommend to include your main keyword in the headline,I won't advise you to include it at the expense of flow.It should fit in naturally.Remember,you are writing for real human beings,not for computers.

I have experienced that the longer headlines tend to attract more eyeballs.Always be specific.Generic headlines always get ignored.Below I am providing a simple format that you can use in almost every niche.

Like,you want to create an article on the subject of "Joint Ventures".Your headline can look like:

Best Kept Joint Venture Secrets – 3 Deadly Ways To Get Almost Any Guru Promoting Your Product

If your article is on the topic of "Fat Loss",the headline below will work perfect both with your visitors and search engines.

Fat Loss Made Simple -7 Little Known Ways To Lose As Much As 10 lbs In A Week

As you can see,both of these headlines take care of both the search engines and human visitors.Main keywords have been included and the titles are attention grabbing too.

Then comes the introductory paragraph.This is going to be the longest paragraph in the whole article and you should twice include your main keyword here.

Next is the body of the article.Here paragraphs should be smaller.Naturally include your keyword at least once in each paragraph.

In the end,there is the resource box.Try to include your keyword in this part too,if you can.

So that is the standard practice of search engine optimization within the article.

I have been following the above mentioned dictum for over a year and have dozens of my articles ranked in the top 2 pages of Google,so you can be fully assured about it's viability.While inserting your keywords,you should never play with the flow of the article.Never induce any phrase forcibly.It's a big put off for the readers and you can't afford to do that.

Some of the article directories have limit on the number of times you can insert a particular keyword within the article.If your keyword density is more than a fixed percentage,it won't let you to submit your article.Actually that is good for you,as keyword stuffing may get you to the top of search engines fast ,but without interesting content ,you won't be able to convert that traffic.

Now as you have written down a highly SEOed article let's learn how to market it properly…

Writing a highly optimized and efficient article is only half the job done.The next half is to market and publicise it properly .Without proper publicity,it won't get you the results you want.

Below I am enumerating the steps you have to go through,in order to get the most amount of traffic from your articles:

1)Submit It To As Many Directories As You Can:

There are a lot of article directories with their own loyal readers bases.Many newbies make the mistake of restricting their efforts to one or two directories and limit the amount of exposure they would have gotten otherwise.

The Duplicate Content Myth:

Several newbie marketers develop a false notion that they will be persecuted by Google if they submit the same article to many directories.They cannot even imagine about publishing it on their own website or blog.

I would say that this belief is totally false and is propagated by some selfish article marketers who don't want the newbies to come forward and succeed.

In reality the "Duplicate Content Penalty" is just a myth.As long as the content belongs to you,you can publish it on your own site and wherever you want ,without fearing about losing the favor with the search engines.

For your onvenience,below is the list of TOP article directories:

1. EzineArticles

2. GoArticles

3. WebProNews

4. ArticleDashboard

5. SearchWarp

6. PubsACS

7. ArticleBase

8. Isnare

9. Buzzle

10. ArticleCity

11. IdeaMarketers

12. SiteReference

13. ArticleAlley

14. WebSource

15. Amazines

16. SubmitYourArticle

17. TheWhir

18. ExcellentGuide

19. DirectoryGold

20. ArticlesFactory

21. SelfGrowth

Quality articles get a lot of traffic from sources other than the article directories and search engines.This traffic comes from high traffic websites and blogs where these are re-published ,as well as from ezines and newsletter with big readership bases.

Besides submitting your articles to all the article directories, you should submit your articles to ezines with big reader bases seperately.Many of the top ezines have thousands of subscribers so you can imagine about the kind of publicity you can get from that kind of exposure……and it won't cost you a dime.

You can find top ezines in your niche at:
http://www.DirectoryOfEzines.com

Alternatively type "The name of your niche+ezines" or "The name of your niche+subscribe" in Google search.

When you go for article marketing,the more articles you submit and the more directories you submit these articles to,the more traffic you'll get.

2)Submit It To Other High Traffic Content Sites:

Other than the article directories,there are plenty of sites that get huge amounts of traffic and many of them even pay you for your submitted content.In fact many content writers earn their livelihood by writing and submitting articles at paid content sites.

What about sites like eHow.com…

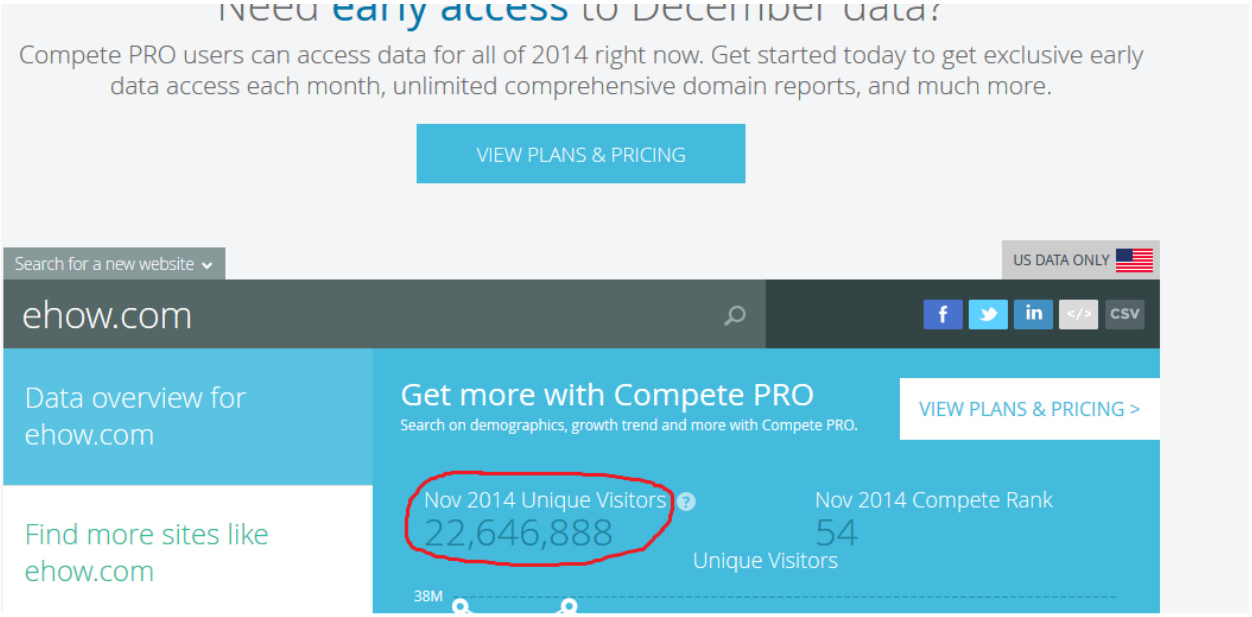

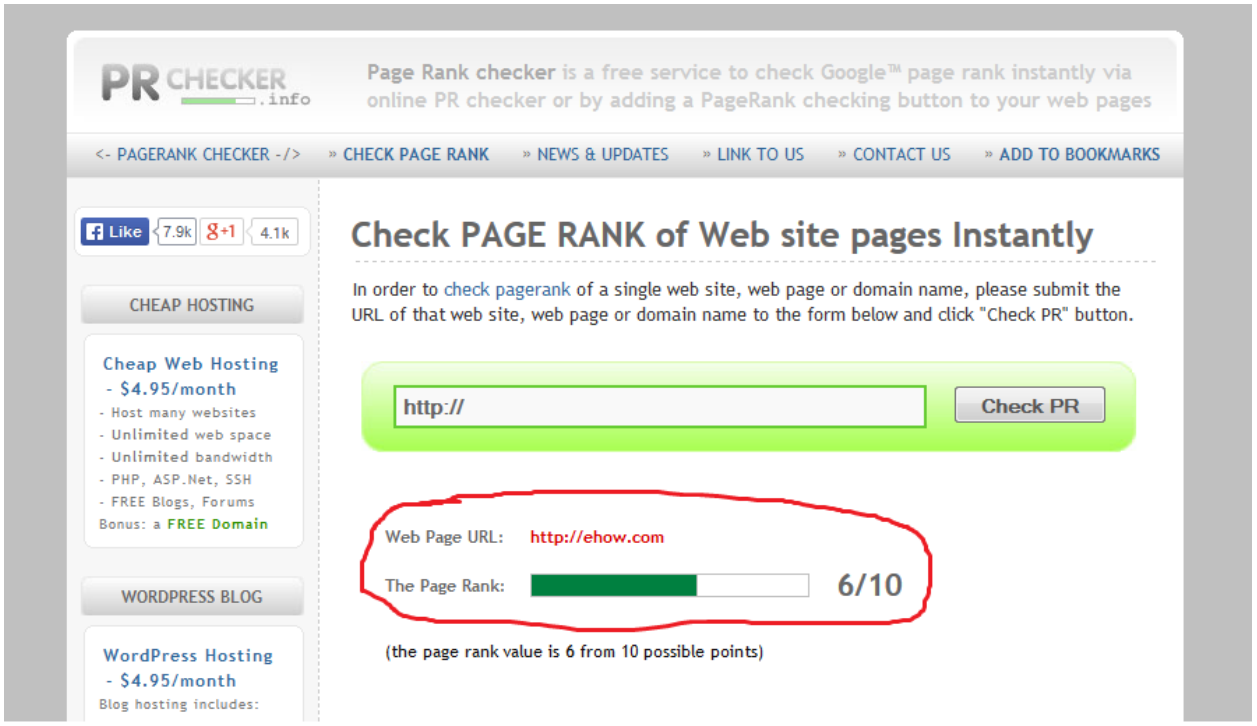

It has the traffic rank of 54, reaches to over 22 million US people monthly and enjoyes a Google Page Rank of 6.

Now I think you can clearly see the potential of these sites.In fact you can get more traffic from these sites than all the article directories combined.

Below is the list of some of the high traffic content sites:

http://eHow.com

http://Gather.com

http://TheFreeSource.com

http://InfoBarrel.com

http://Bukisa.com

http://Triond.com

http://About.com

http://Suite101.com

http://Examiner.com

3)NeverForget To Submit Your Content To Web2.0 Content Sharing Sites:

Web2.0 content sharing platforms like Squidoo,Hubpages and Blogger provide you a chance to get extra leverage from your content and all of these sites enjoy very high PRs.You might have already noticed several posts on squidoo,Blogger and Hubpages on the first couple pages of Google search results.In fact,there will hardly be any keyword under the Sun for which at least one Hub,squidoo lens or Blogger post is not indexed in the first two pages of Google.

How To Re-cycle and Leverage Your Articles

Keeping the quality of articles aside,article marketing is a number game to a great extent.Even the un-optimized and low quality articles attracts a few hundred cumulative views.So In order to get the maximum amount of traffic from this source,you would like to submit as many articles as possible.

However,according to my experience,a single person can not write more than 20 articles per day,in a day in and day out basis.If you try to do that,the quality of your output will decrease and eventually you'll burn yourself out.

To make the most of this opportunity,you'll need to either outsource your article writing work or use an article re-writer and PLR articles.I would like to discuss both these ways in detail:

1)Hire A Writer To Do The Work For You:

The best way to get a lot of quality articles.There are hundreds of thousands of freelancers who specializes in article writing.They would write for you for a small

fee(usually $2-$8 per article,depending upon it's length).

According to my experience,you can make $10-$30 per subscriber you get via article marketing.So keeping the lifetime customer value(LCV) in mind,it is not bad to pay $5 to a freelancer to get the job done.

You can get these writers from freelancing sites,internet marketing forums and job sites..

A few freelancing sites where you can find thousands of such guys are:

http://eLance.com

http://Freelancer.com

http://ODesk.com

http://Fiverr.com

Digital Point forum is the foremost hanging spot of freelancers.Freelancers here are cheaper than anywhere else.The link is:
http://forums.digitalpoint.com/forumdisplay.php?f=102

Other IM forum where you can hire such writers are:
http://www.warriorforum.com/warriors-hire/

Job boards are other sites where you can hire writers on a full time or part time basis.In some places,you can hire a full time article writer for as little as $200-$300 per month.This is definitely you may want to consider seriously if you want to scale up your business.

Some of the popular job sites are:
http://BestJobs.ph

http://OnlineJobs.ph

These philipino job sites contains databases filled with workers ,who are ready to work for you for as little as $250,$300 or $400 per month.

Powerful Article Marketing With "Power Article Rewriter" And PLR

Using PLR articles is a much cheaper and extremely effective alternative of getting the services of an article writer.

I know that it is not easy for you to spend a few hundred dollars on a human writer if you are already in a financial mess……and you don't have the time to write yourself…….The solution is to get a PLR pack and re-write it.

Article packs generally doesn't cost much.You can get 50 articles for as little as $10-$25.Make sure that the seller is not selling too many licenses (otherwise you'll not get much value).

The next step is to re-write these articles and submit them to all the article directories.Most of the newbies make the mistake of using PLR content without making the required changes and waste both their time and money.

Some content publishing platforms require you to submit only unique content.So if you want to get your articles accepted by them,you would need to re-write at least a third of it.

There are 3 ways to re-write the articles:

i)Re-write Them Yourself:

If you have the time,you can rewrite them yourself.However I won't advise you to do that because rewriting takes a lot of thinking(to replace the words without changing the meaning of the whole sentence) and many times it requires more time to re-write an article than to write one from from scratch.

ii)Have Someone To Re-write Them:

The other option is to get someone to do the re-writing work.But this option too is not going to be cheap(as most of the established article writers charge almost the same for re-writing as for writing an article from scratch).Moreover,several times you'll come across freelancer who uses cheap re-writer softwares and turn the whole thing into crap.

iii)Use An Article Re-writer:

This one is the option that I'll recommend you to use if you want to generate acceptable articles in large numbers.Article re-writing softwares prove to be much cheaper than human re-writers in the long run and you can use them to generate a large no. of high quality re-writes in a short period of time.

Over the past one and a half year,I have tried several article re-writers and the one that has impressed me most is called "Power Article Rewriter".

This tool allows you to create upto new articles from one seed article.I however always stick to 20.They are unique in the sense that their tool re-writes the sentence without changing its original meaning.

The software offers you to from a variety of synonyms as you proceed along replacing your words.You can select multiple synonyms for the same word and spin the article as many times as you want to generate totally unique articles.

You can generate big volume with this tool.It has a simple dashboard and a flexible display where you can add/remove synonyms and change the sentences according to your liking.

Once you get accustomed with it,re-writing a medium sized article(300-500 words) takes just 2-3 minutes.Most of them get accepted by content directories ,plus you can generate 20,50 and more spinned versions from each re-write and submit them to other article directories…….**this tool can generate some serious income for you.**

Directory submitter is another tool which I would say an absolute must for every article marketer.Article Submitter Pro is one such tool .It allows you to submit your articles to about 500 article directories with one click.

To smoothen and accelerate the indexing process,you should always ping and social bookmark your article publication page.In most of the cases,you'll be able to do this instantly but some directories like ezinearticles will review all of your articles before publishing them.

iv)The "Blog" Method:

A blog is a platform where you can mass communicate with your readers on a regular basis.Over the last few years ,blogs have become so popular that everyone including film stars,politicians,writers and sport personalities,all seem to have their own blogs.

A blog allows you to express your opinions on any topic you want, at the same time allowing your readers to express their opinions too and comment on your thoughts.

This two-way communication develops a strong bond between you and your prospects,which is simply not possible in case of static websites.Blogging can be a great way to bond with your prospects , build your brand value and turn your readers into rabid buyers.

Now with the Facebook social plugin,you can allow your visitors to post their comments to their Facebook profile too.It's a great viral tool and you can use it to grow your reader base to tens of thousands within a couple of weeks.

Blogs are a great place to presell your prospects.Researches have proven the businesses that interact with their customers are 10 times more likely to receive positive feedback than those who don't do.

If you are launching a product,having a blog where people can comment on your freebie and spread your message virally(facebook plugin,re-tweet script or through social bookmarking) is a must.A launch blog also helps you to foster the

competitive spirit among your JVs and affiliates and keep them motivated throughout.

Benefits Of Blogging:

The benefits of blogging are immense.It not only gets you an "Expert" status in the eyes of your human prospects, but by taking leverage from the existing communication channels,web2.0 sites,social networks and social bookmarking sites,you can grow your traffic virally.In blogosphere,there are several tools and mechanisms that can grow your blog tens of times faster than any static website.

You'll benefit from blogging in four ways:

i)You'll Be Able To Generate Instant Buzz Around Your Product:

Blogging can be a great way to re-direct traffic to your sales page.Having a captive audience base comes very near to having your own cash priniting machine.

Anytime you create a product,all you have to do in order to make sales is post about it in your blog .Most of the people accept that blogs are addictive.Researches show that an average internet surfer spends 15-25 minutes everyday reading blog posts,which is second only to the average time spent on social networking sites. Moreover it has been found that the active blog readers are at least two times more likely to purchase a product online than those who aren't.

Like in case of a mailing list,you can use your blog to do the pre-selling for your upcoming product launch.You can set up an autoresponder form at your blog itself and add thousands of valuable leads to your pre-launch list.

ii)Blogging Is A Great Way To Establish Yourself As An Expert In Your Niche:

Blogging is a great way to brand yourself as an authority in your niche.It has become almost compulsory.You don't necessarily need to be an expert in your niche,as all the content creation work can be outsourced.A great majority of highly popular blogs in a variety of niches either run on outsourcing or a dedicated team of writers manage the content requirements.

Blogging provides you a fine opportunity to break into the "inner circle" of top marketers.It's a matter of fact that a great no. of bloggers apply monetization methods other than just displaying ads,affiliate marketing and selling their own info products being the two dominant ones and many of them build their own lists.

These bloggers actively promote affiliate products and they are ten times most likely to promote a product from another established blogger than that from a complete stranger.

Once you start getting steady amount of traffic to your blog,invite other popular bloggers in your niche to post at your blog.Most of them will be more than happy to do so in return of a link back to their site.Then you can guest post at their blogs,getting valuable backlinks in exchange.

So in this way,blogging can provide you with a lot of extra traffic,but the bigger return will come when you do a product launch.After building some relationship with a few famous bloggers in your niche,you'll never again face difficulty in getting your JV proposals accepted.

Just apply my "Reference" method(discussed in the JV section of the guide) and see how one after another guru with list size in hundreds of thousands literally beg to let him promote your product.

iii)Blogging Enables You To Extract Maximum Amount Of Profits Out Of Your Efforts:

Having your own blog allow you to increase ROI on efforts by as much as 50-100%.See,providing some free content is a must if you want to keep your subscribers interested and willing to purchase the products you recommend.

A typical e-mail newsletter is although a great way to do this but in the broader perspective,it has it's limitations.First of all a newsletter is a one way communication medium and it doesn't engages the readers in same way as a blog post.

The second limitation is that an e-mail newsletter provide you only a limited platform to advertise and recommend your products.In an e-mail,you can promote only one of your own or affiliate products but a blog provides you an opportunity to promote multiple products in one place.

You can use it to promote your own products,affiliate info products,CPA products,Amazon products and you can even monetize the traffic with Adsense links and ads from elsewhere.

It is just human nature that a subscriber is more likely to purchase from you if he gets multiple choices ,and a blog provides you an ideal platform to do so.

So what you have to do is take out content from your newsletter and publish it on your blog and the best way to re-direct your subscribers is send them a small part of your every post via e-mail and tell them that they can read the full post at your blog.

In that way you'll not only be able to keep your subscribers in your list,but also allow them to choose from a wide variety of products,which will only increase your profits.

iv)It Allows You To Take Massive Leverage From Social Media:

I don't think any marketer in right frame of mind would like to ignore social media.Sites like Facebook,Twitter,Digg! and StumbleUpon reaches to hundreds of millions of prospects and by using them,you can increase the growth of your business by several hundred percent.

A wordpress blog provides you a great platform to take massive leverage from your existing reader base and increase you readers count and multiply your list size by "Word Of Mouth" Marketing.

There are some great plugins and scripts have been developed over the last couple of years…For example,the Facebook Social Plugin allows your readers to post their comments both on your blog and on their Facebook wall and your readers can use use the Facebook "like" button to show their appreciation of your content,the viral tweet script will allow your readers to post a link back to your blog in their tweets,thus driving huge amount of traffic to your blog for free.

Now you can use this traffic to build up your list fast….Many top bloggers like Darren Rowse accepts that the traffic to their site has grown several times after they started using social media tools.

Start Now…Don't Procastinate…

So many people don't start their own blog because they think that they don't have perfect knowledge of their subject ……..and that people may laugh at them.

Never think along these lines.Whatever you know is sufficient to get your prospects interested.In order to be a famous blogger,you just need to know a little bit more than your prospects and you can get that information from search engines,article directories,forums and other popular blogs in your niche.Blog is a two way communication platform.It serve more the purpose of interaction than just knowledge share.

For example,if I don't have any knowledge about "Weight Loss Exercises" what I do is type this phrase in Google

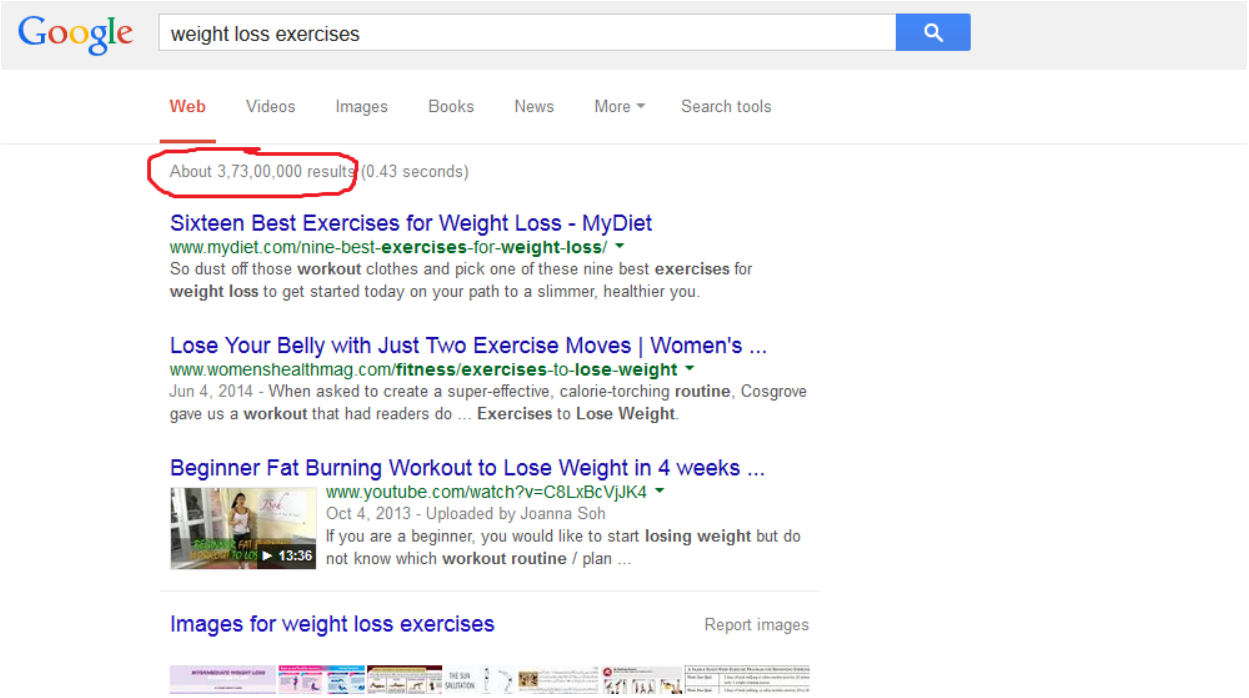

It returns about 37.3 million results.Just visiting top 2-3 websites is sufficient to get you enough knowledge of the subject.

Other way is to search for this topic in the biggest article directory i.e.

ezinearticles..I go to http://EzineArticles.com and type this phrase in their search box



Ezine returns about 100,000 results:

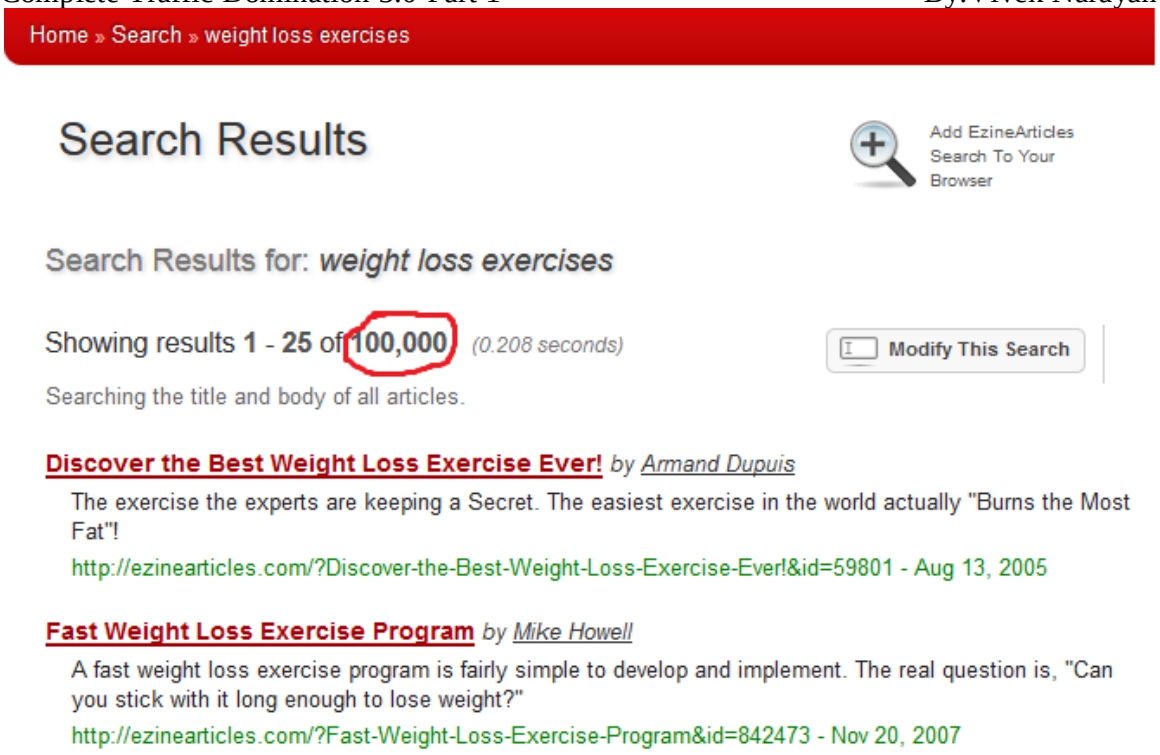
Home » Search » weight loss exercises
Search Results
Add EzineArticles Search To Your Browser
Search Results for: weight loss exercises
Showing results 1 - 25 of 100,000 (0.208 seconds)
Modify This Search
Searching the title and body of all articles.
Discover the Best Weight Loss Exercise Ever! by Armand Dupuis
The exercise the experts are keeping a Secret. The easiest exercise in the world actually "Burns the Most Fat"!
http://ezinearticles.com/?Discover-the-Best-Weight-Loss-Exercise-Ever!&id=59801 - Aug 13, 2005
Fast Weight Loss Exercise Program by Mike Howell
A fast weight loss exercise program is fairly simple to develop and implement. The real question is, "Can you stick with it long enough to lose weight?"
http://ezinearticles.com/?Fast-Weight-Loss-Exercise-Program&id=842473 - Nov 20, 2007

This much information is enough to provide you with all that you need to establish yourself as an authority in your field……..and all it needs is 15-20 minutes of your time.

Create Your Blog:

Once you made up your mind, just get a domain,install the wordpress software and start blogging.I won't advise you to use free platforms like Blogger .That simply hurt your credibility in the long term.

Get a domain name that matches with your niche.Try to include your main keyword in the domain name(it should not be very lengthy though) and avoid using dashes.For domain registration,I would strongly suggest to use Namecheap.

Your next job is to host your site somewhere.For hosting,I can't recommend anyone other than Hostgator.They allow you to auto install wordpress software .Their $9.95/month "Baby Croc" package will allow you to host unlimited sites.Use the coupon code "**1CentCheapHosting**"(without quotes) to get your first month for $0.01.

Next follow the tutorial below to install the wordpress software at your blog(Tutorial applicable at Hostgator only)

i)First login to your Hostgator account at:
http://YourSite.com/cpanel

ii)Once you are inside,you'll find a section named "Software/services".Under this section,there will be a link named "QuickInstall",click on that.You'll see a page like below…



Now Click on the link named "Wodpress" in the left side

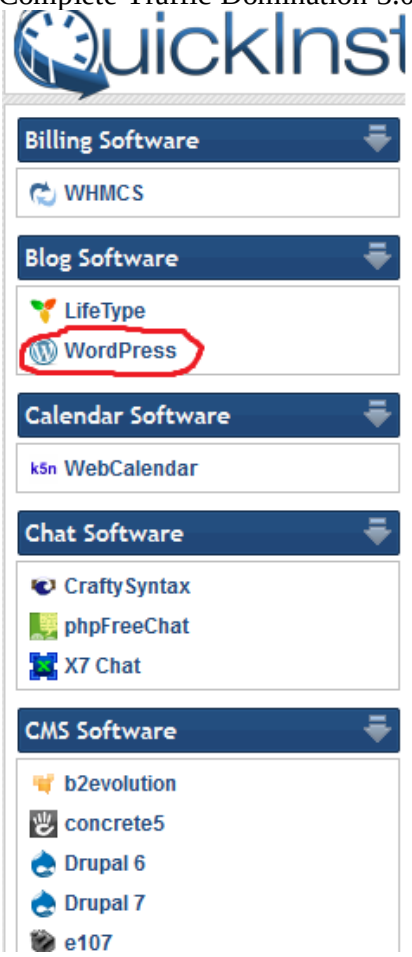

iii)After clicking ,you'll be taken to a page like below.Click on the "Continue" button:

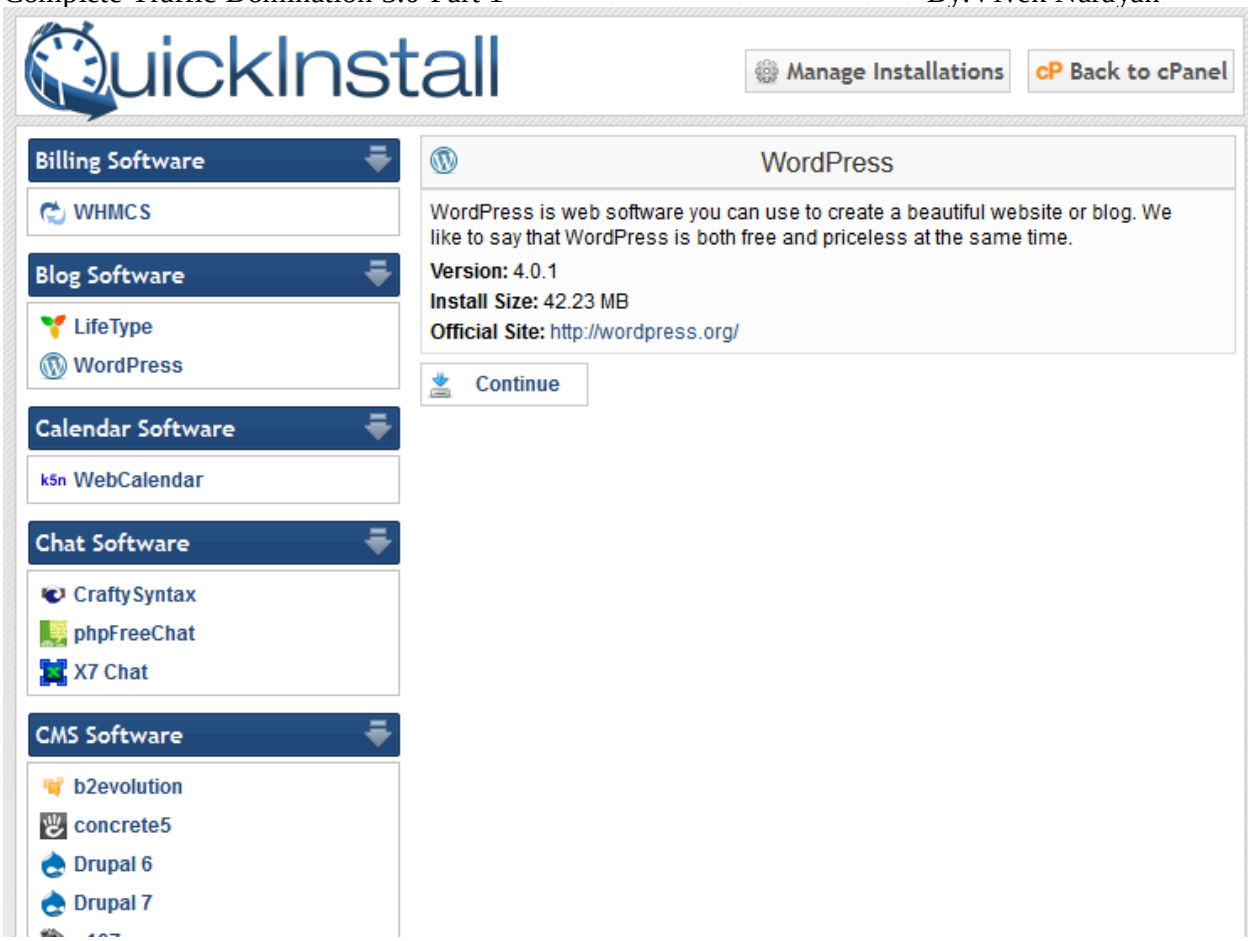
QuickInstall
Manage Installations
Back to cPanel
Billing Software
WHMCS
Blog Software
LifeType
WordPress
Calendar Software
WebCalendar
Chat Software
Crafty Syntax
phpFreeChat
X7 Chat
CMS Software
b2evolution
concrete5
Drupal 6
Drupal 7
WordPress
WordPress is web software you can use to create a beautiful website or blog. We like to say that WordPress is both free and priceless at the same time.
Version: 4.0.1
Install Size: 42.23 MB
Official Site: http://wordpress.org/
Continue

iv)Fill out your specifics ,click on the "Install Now"button and your job is done…

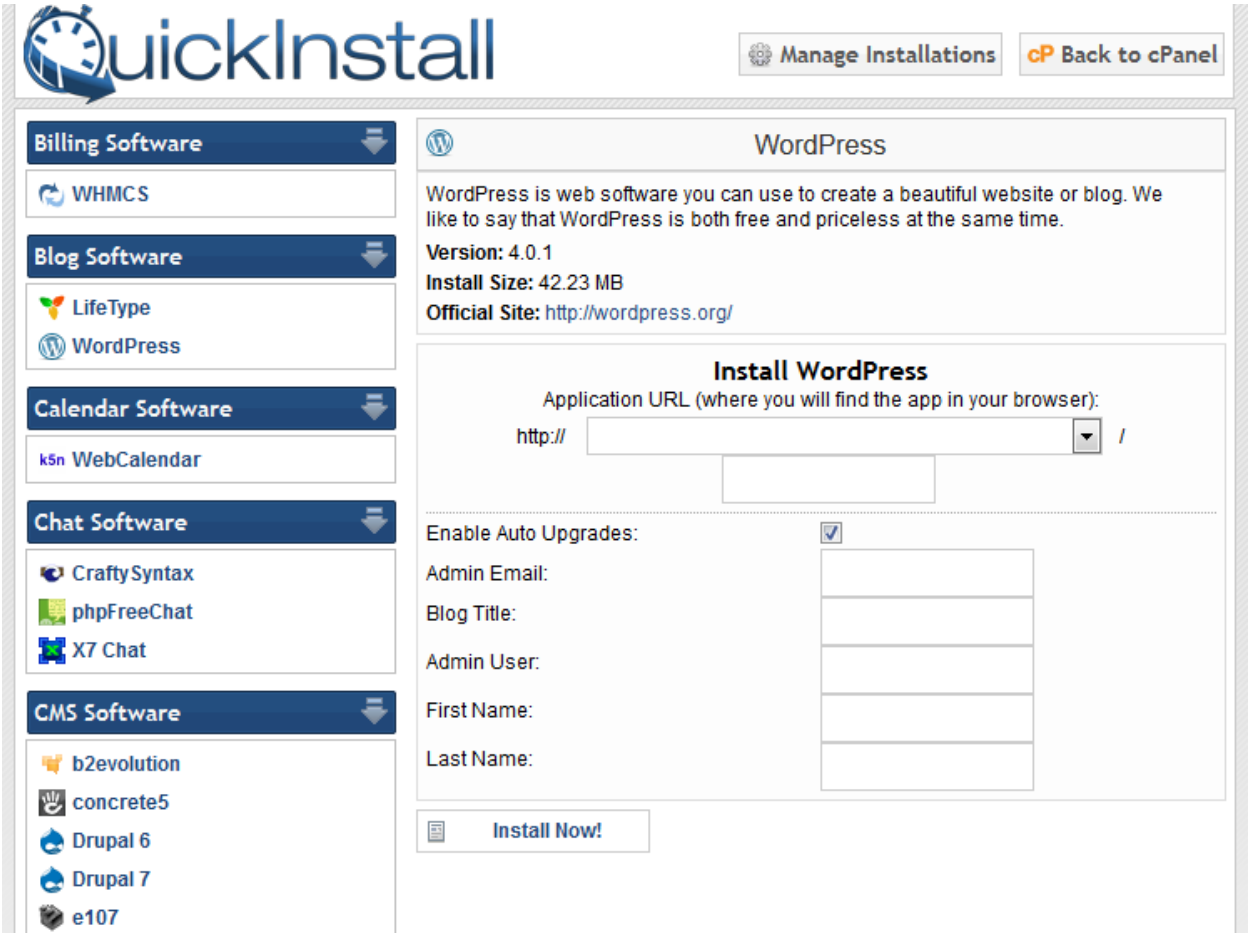

v)Now login to your admin panel at http://YourSite.com/wp-admin **and start posting.**

The ease that this Wordpress software provides you in posting your content is the main reason behind its popularity.

Plugins You Must Add:

Using the open source platform of wordpress,developers have created several plugins that make all the content management and SEO aspect as easy as a few clicks of your mouse.These are:

i)Facebook Social Plugins:

Facebook now has more than 500 million users and no marketer or blogger can afford to ignore them.Using the Facebook API,developers have created several plugins that enable you to take enormous leverage from your visitors.

The Facebook "Like" button is the simplest of these all. This is what this plugin does(Directly Taken From Facebook):

The Like button lets a user share your content with friends on Facebook. When the user clicks the Like button on your site, a story appears in the user's friends' News Feed with a link back to your website.

When your Web page represents a real-world entity, things like movies, sports teams, celebrities, and restaurants, use the Open Graph protocol to specify information about the entity.

If you include Open Graph tags on your Web page, your page becomes equivalent to a Facebook page. This means when a user clicks a Like button on your page, a connection is made between your page and the user. Your page will appear in the "Likes and Interests" section of the user's profile, and you have the ability to publish updates to the user.

Your page will show up in same places that Facebook pages show up around the site (e.g. search), and you can target ads to people who like your content.

You can customize your Like button and get the code at:

http://developers.facebook.com/docs/reference/plugins/like

The “Facepile” plugin shows the pictures of users who have liked your content or have signed up at your site.This is a kind of social proof and shows that the people who have liked your posts are real users not some kind of bots.

You can get the code for this plugin at:

http://developers.facebook.com/docs/reference/plugins/facepile/

The next one is the “Comment” plugin.I just love this tool.It’s viral power is immense.

The Comments Box easily enables your users to comment on your site's content — whether it's for a web page, article, photo, or other piece of content. Then the user can share the comment on Facebook on their Wall and in their friends' streams.

You can get the “Comment” plugin at:

http://developers.facebook.com/docs/reference/plugins/comments/

i)Akismet Comment Spam Killer:

This is a must have wordpress plugin.Majority of blackhat marketers use “comment spamming” to get backlinks and in order to stop their automated bots,you’ll need to install this plugin.You can activate it from your wordpress dashboard.

ii)Show Top Commentators:

This plugin is great to encourage your readers to post comments.The links in “Top Commentators” section are full links with a do follow tag,thus encouraging other bloggers to comment on your posts.You can download this tool from:
http://www.pfadvice.com/wordpress-plugins/show-top-commentators/

iii)Sidebar Widget:

This widget allows you to customize the look of your sidebar without you having to write any PHP file.After installing this plugin,you’ll just need to drag and drop the items you like to be shown in the sidebar.You can download this plugin at:
http://automattic.com/code/widgets/

iv)Subscribe To Comments:

This plugin works in a very similar way to the forum thread subscriber.This tool adds a "Notify me of follow up comments via e-mail" check box below the comment button so that the posters can keep track of their comments.

Whenever a new comment is made,the earlier posters who opted to receive notifications ,will get an e-mail notifying the same.

This is a great tool to engage your visitors and keep the conversation going.You can get the plugin and the "How To" instructions at:
http://txfx.net/wordpress-plugins/subscribe-to-comments/

v)Feedburner Plugin:
This plugin direct all of your feed traffic through feedburner, providing accurate readership stats.Advertisers generally give a lot of importance to the readership base and this tool can help you in getting a lot of high paying advertisements.You'll get this plugin in your wordpress dashboard.

vi)Google Sitemap Generator:
This plugin is a must.It allow your blog to get indexed faster.Whenever you add new content to your blog,this plugin will generate a new sitemap for Google,making the indexing process a lot swifter.

vii)Related Posts Plugin:
The related posts plugin is an excellent tool to generate extra page views.It automatically shows other posts that are closely related to the current post.You can find it at:
http://wasabi.pbworks.com/w/page/5264043/Related-Entries

viii)Digg! This:
This is an awesome pluggin that detects incoming links from Digg! and displays a link back to your original Digg! post.Thus allowing your readers to share your posts through Digg!
You can download it at:
http://www.aviransplace.com/digg-this-wordpress-plugin/

When you start blogging,remember to update your blog regularly,even if it's once a week.Not updating your blog for long periods of time is the best way to loose your readers.It doesn't take more than 15-30 minutes to make an average sized post(even if your typing speed is not great).

Many of the most well known blogs have freelancers in their payroll to update the content.

If you don't have the money to pay the freelancers,I would suggest a simple and cheap solution- buy PLR articles pack,re-work them ,submit them to ezinearticles and then publish them to your blog once these are published at ezinearticles.You can include the same articles in your newsletter too.

Join Blog Communities and Spread The Word

Remember blogging is all about developing relationships.You can not expect to succeed all alone.Just look at the top blogs in IM niche(it can be any other niche),all of them are connected to each other.Nothing works better than personal endorsements and the blogosphere is no exception.

There are several communities of bloggers where you can reach out to other bloggers in your field.The URLs are:
http://MyBlogLog.com

http://BlogCatalog.com

http://SpicyPage.com

How To Get Millions Of Visitors To Your Blog Using Social Media

Rapid growth of social media has changed the face of internet.Erstwhile bloggers used to rely on search engines and article directories to send them traffic,now most of the famous bloggers are using social media to drive traffic to their blog posts and increase their readers base.

Most of the social media sites have tools to spread your message virally and you can use these features to grow your followers list at and enhance your readers base at a rate previously unheared of.

In the following pages,I'll be discussing how to use various social media networks to increase your fan following ,improve your search rankings and drive instant traffic to your blog:

i)Facebook:

Being the biggest social media site out there,Facebook should now be at the focal point of your traffic getting efforts.Almost all of the foremost blogs are using this giant to get more readers to their blogs,increase visitors' interaction time and enhance brand awareness.

Now as I have said before,you must install the Facebook "Like" and "Comments" plugins.You just can not afford to ignore these.

In order to make a proper FB presence,you should create your own fan page.It can go by your individual name or the name of your blog(advised if you are dealing with several niches).

I would advise you to create a custom fan page and then invite all of your readers to join it.

The secret to success with fanpages lies in providing a lot of value to your fans.They'll be recommending it to their friends if they find your content useful.As a result,you'll see tremendous viral growth in the no. of your fans**(Consult the Facebook Section to learn more)**.

There are a few tricks you can apply to grow your fan base rapidally as well as actively engage your existing readers to promote your page.

Ask Questions:

One of the greatest way to get your prospects envolved in the discussion.**Ask them about their aspirations and the problems they are facing .**Majority of them would happily respond to you.This is a great way to get content ideas for your blog.You can even use this trick to get ideas for your product.

Ask Them To Contribute To Your Blog:

Another great way to engage your prospects is to ask them to contribute to your blog.It just human nature that everyone yearns to see his work published on a popular site…….Be aware that most of the content you'll get in this way would be of poor quality……**You can even turn it into an event by setting a cash or other kind of prize for your top contributor.**

Promoted "Hot Facebook Status Update"

Creating a "Hot" discussion at Facebook page and promoting it one of the greatest way to get more connections to your fan page.

Twitter is one of the greatest medium to spread your messages.Getting a few thousand Twitter followers in any niche is not a big ask**(follow the technique mentioned in the "Twitter" section of social media).**All you have to do after that is make a tweet with a link to your discussion.

Another way to involve your existing readers is to include a link to your discussion in your newsletter.With a couple hundred loyal followers, you can expect to generate a hot discussion and add a few hundred more to your existing fan base.

Organise Giveaway Events:

Everyone likes freebies……and Facebook is a great place to organize and announce such events.Festivals and special occasions like Cristmas,Ester and Thanksgiving are best to organize such events.You can simply giveaway your own products,the products you have the giveaway rights as well as invite other marketers in your niche to contribute to your giveaway.

These events are very easy to organize.The "Giveaway Manager" script allow you to arrange and manage your own giveaway events with utmost use.

These events are one of the greatest ways to increase your list size several folds,build your reputation in your niche,get hundreds of JVs,increase your fan base and above all make some upfront cash.

ii)Twitter:

Who can discount the viral power of Twitter?....Actually many marketers think Twitter as an instant traffic machine and try to spam it……..**The result**? They fail to see any return on even the time they spent spamming.

The truth is that if properly used,Twitter can be one of the greatest brand building and lead generation platforms(especially holds in the non-IM niches).
If you really want to use Twitter to increase your follower base virally and make it a lead getting machine,you should follow the points described below:

Create A Logo That Instantly Hooks Up Your Prospects

Creating a logo that properly represents your niche and style is the first step towards your Twitter success.Your profile picture is the first thing that your prospects will be looking at.You need to create a logo that instantly gains their interest and further inspires them to visit your blog .Several famous blogger use the logo of their blog as their profile picture and it is great for the branding purpose.You can use your own picture at this place,if you don't want to create a logo.

Create A Background

Creating a custom background that matches with the theme of your blog is very essential.It is very similar to creating a customized website and adds immense value to your brand awareness.

There are several tools that you can use to create your own background with just a few clicks

http://TwitterImage.com

http://Twitbacks.com

http://TwitrBackgrounds.com

Create An Attractive Bio:

The second step is to create an attractive bio: one that clearly explains what you do as well as compels the visitors to follow you and visit your blog.So many bloggers leave this vital section uncomplete or create it halfheartedly.Believe me,your bio contributes at least 40% in getting you new followers.

Tweet Regularily:

This is very important aspect that most of the newbie bloggers ignore.You can't expect to build a loyal following by being undisciplined.Keep in mind that internet is a huge ocean.People's attention spans here are very short and they'll forget you faster than you thought, if you don't show up regularly.

Social Proofs Matter:

The three factors namely:The no. of followers you have,the no. of people you are following(many marketers use it to manipulate their "followers" count) and the no. of tweets you have sent ,act as social proofs.

You'll notice that it becomes much easier to get new followers,once you have a few hundred followers.The whole thing acts like the "snowball" effect.To start with ,just start following the followers some popular expert in your niche or type a few keywords related to your niche in Twitter search and start following people you have previously tweeted about that topic.

Provide Massive Value:

This point is of paramount importance.So many marketers repeatedly make the mistake of spamming their followers.First they painstakingly add thousands of followers and then loose all the benefit by posting blatant promotions.

While promoting something on Twitter,you should always remember the fact that this platform allows you to use only 140 characters in one message and you can not convey all of your message in that short space.So instead of trying to sell directly from the Twitter,first send them to your blog,where you can presell them a little more in detail .

Here I would advise you to refrain from any kind of promotion until you build some level of trust and credibility among your followers.You build your reputation by providing helpful,high quality content.

I would say that you shouldn't promote anything for the first 2-3 weeks.Once your followers develop enough belief in you.

Share Useful Resources:

Besides sharing your own content,don't forget to post links to useful content and resources that you find at other people's sites.See,it doesn't matter if content is

posted on your site or on someone else',your followers will be thanking you if they find the content useful.

Take Leverage From Twitter's Viral Features:

Like Facebook,Twitter too provides you enormous platform to go viral.It's retweet facility enables users to spread the information they like.As we all inherently lazy,including a script that that allow your visitors to re-tweet your message with just a click is a great idea.In the last couple of years,several scripts have been developed around this idea.

In order to get your message go "viral",you would need to provide your users some kind of "valuable" incentive.It can easily be a free report.Just condense some of your content and compile it to make at least 15 pages.Then you can place your re-tweet message below your optin form and get your visitors to re-tweet it by offering that extra freebie if they spread your message.

The "ViralTweet" script is the best tool for this purpose.It allows your visitors to login to their Twitter accounts right at your site,re-tweet your message and also to follow you.Using this script and starting with a few hundred visitors,you can grow your readership to tens of thousands within a couple of weeks.

The DIGG! Traffic Stampede

Digg! Is one place where a lot of bloggers hang out and having your story in their "Top News" page virtually guarantees you to get dozens of backlinks and thousands of visitors.

Anyone who understands how a story goes to the "Top News" section of Digg! Has huge avantage over the crowd of other bloggers.

If you look at the top stories on Digg! ,StumbleUpon or any other social bookmarking site,you'll notice that the stories that go viral have some elements in common between them:

i)Pictures Are Worth A Million:

Pictures easily go viral as people tend to share them much more willingly than text based content.

You should include pictures in all of your blog posts.As far pictures are concerned,the funnier,the better.Finding pictures relevant to your blog posts is not something that takes a lot of time.

ii)Opinionated Stories:

Opinionated stories always generate strong response.If you notice the "top news" page of Digg! At any time,you'll notice that most of the stories appearing there belong to strongly opinionated articles on controversial topics.

While submitting such stories,be prepared to receive a lot of negative comments and verbal abuse.But that is worth if are getting thousands of visitors to your site for free.

iii)Headlines:

Headlines appearing at popular news channels very easily get to the front page……Now you can use this thing to your advantage with a little twist.Just add some spicy news to the title of your story and you are ready to go.

This technique works with all niches having broad appeal.A small fraction of your readers may complain but you shouldn't bother about them.

While blogging ,monetory gains should be of the least concern to you.Writing just for making money is never going to make you anything significant.You cement your place by providing tremendous value to your readers and they in turn would be buying whatever you recommend.

……and never fail to get your readers in your mailing list.Embedding the autoresponder code does not take more than a couple of minutes.**For better results,install a pop up squeeze page.It may be a ittle bit annoying ,but it's a matter of fact that pop up lead capture pages perform much better than your normal autoresponder form.**

The monetization phase comes after building a loyal reader base.According to my experience,you should monetize it with multiple income sources- your own

products,affiliate info products ,CPA products,paid review posts and a little bit Adsense are all good to make you a healthy sum of money month-after-month.

Link Building

Search engine optimization is a complex operation,but not as hard as some of the Gurus portrays it to be.By following these strategies,you can improve your Search rankings.

Point and Re-direct Everything To Your Preferred Domain: This is an intricate point.Most domains can be reached by typing either http://DomainName.com or http://www.DomainName.com and this creates great confusion for the search engines.

Suppose 20 sites are linking to you with http:// only address and the other 20 with http://www address,with landing page being the same.Do you think search engines would give the same weightage to both these sites as they would have given ,if all 40 links pointed to a same domain? Absolutely not.Your link weightage would be divided between these two addresses.

How To Avoid This?

To avoid all the confusion,go to Google Webmasters Tool which is situated at: https://www.google.com/webmasters/tools

and set your preferred domain.After you do this,people will be able to access your site by typing either of the addresses,but only your preferred address will appear in the search results.

What If You Don't Have The Time To Write

While it is best to write your posts yourself,you may not get the required time ,once you have multiple products to look after.There are several ways to replace yourself without hurting the popularity of your blog:

i)Hire A Freelancer:

If you can afford,I would advise you to hire an adept freelancer on "Full Time" or "Pay-Per-Post" basis.You can even employ a group of writers on part-time basis,if you have the budget.Some of the most famous blogs out there have their own editorial teams.You can find thousands of qualified article writers at: http://elance.com or http://Guru.com

ii)Ask Your Readers To Write:

Other great way to get quality content is to ask your readers to post on your blog.This technique is especially effective if your blog has a significant reader base.Everyone wants his name to be seen on a popular website and many of your readers will readily write for your blog.The only problem you can face in this case may be that of the quality.You'll need to go through all the submitted posts before approving any of them.

Whenever you apply this method,be sure to add this line to your TOS:
"All Submissions Become The Property Of {name of your blog}".

iii)PLR Articles:

PLR articles are one of the best resources to get unique content for your site.However,you should always make sure that the same article is not sold to a lot of people and it's always re-written before publishing.Re-writing doesn't take much time.You can either do it yourself or get some freelancer to do it for you,at a cost that is just a fraction of getting an article written from scratch.

iv)Trade Articles:

This method is employed by several very popular blogs in a variety of niches.What these people do is trade their older articles with other popular bloggers in their niche,thus providing their readers unique content without themselves doing anything extra.You may need to do a little bit re-writing in order to make the content up-to-date.

v)Guest Blogging:

Guest blogging is very similar to trading articles,the only difference being that in "guest blogging",you invite other bloggers to create a fresh,unique article for your blog.In return,you may write for them or put a link to their site.This methods benefits you in 3 ways:

*You get high quality,unique content for your blog at no cost.

*You get targeted traffic from the blogs where you put up your content.

*You get valuable backlinks.

A very similar concept has led to the evolution of "Blog Carnivals"…….

Blog Carnivals

Blog carnivals collect links pointing to articles on a particular topic.Every blog carnival has a title,date and contributors.These carnivals are available on a regular basis and each edition contains a blog post having links to all the posts and editor's remark attached with each of them.

So what you have to do is submit your blog posts to the carnival hosts.Use the tool at:
http://BlogCarnival.com

to find ongoing carnivals in your niche,go to the site above and search with your main keywords.These carnivals are becoming increasingly popular in the blogosphere.Not only these are good to get instant targeted traffic but also improve your search rankings by providing valuable backlinks.

v)The "Comment" Method:

If you are just starting out as an internet marketer Or don't have the time to pursue other time intensive methods,and want to get quick traffic,leads and sales,I would say blog commenting and forum marketing are two easiest and most effective methods to do that.

Top blogs in various niches receive thousands of unique visitors on a daily basis …The traffic they get is very targeted and most of the visitors likes to go through the comments and discussions.Effective comments on relevant blogs can attract you a lot of residual,high converting traffic.

There is a proper way of writing a traffic pulling comment…A balanced comment is neither too long,nor too short.It should raise enough curiosity in your prospects to click on your links and it should never sound like a spam.

In short,you'll add positive value in the discussion by your comment,without providing all the information…A quick snap at appropriate place will force the readers to click on your URL and visit your site.

Besides instant traffic,these comments will get you very valuable backlinks that will help your site getting ranked in top of SERPs.

Blog commenting is used for two purposes-getting instant traffic and building quality backlinks.

If your purpose is to get an instant surge of targeted traffic,I would advise you to choose blogs that get high amounts of traffic….In case you intend to use blog commenting as a way to get quality backlinks and increase the search rankings of your site,choose the blogs that enjoy high Google PRs.

There are two sites that you can use to identify blogs that fit your need…The first one is http://Quantcast.com …

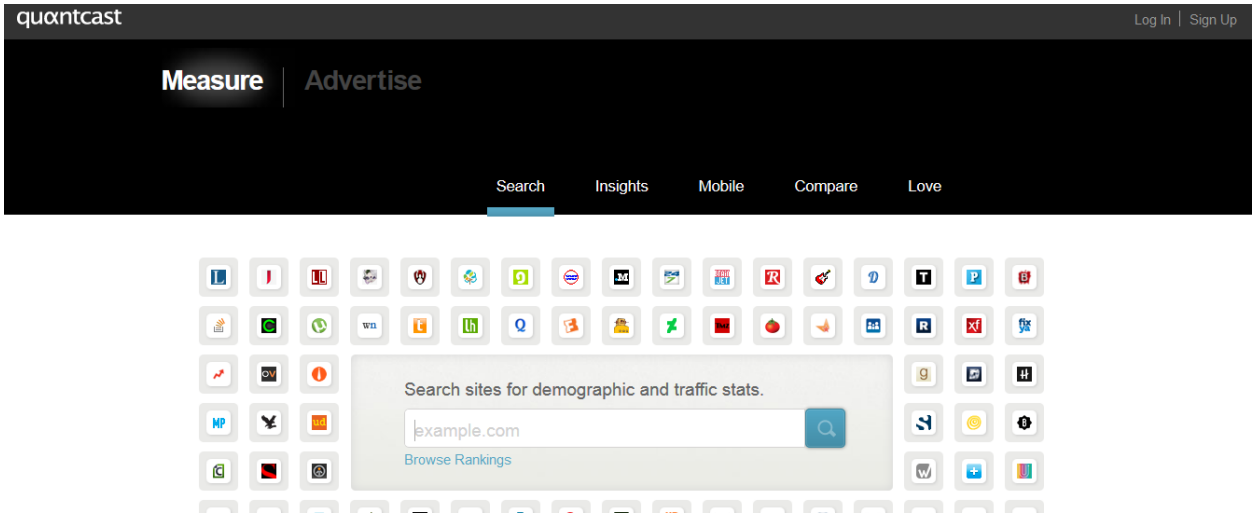

Quantcast is great to uncover traffic stats of any site…The stats are presented in form of monthly US traffic and monthly global traffic(including the US)…If your intention is to siphon a lot of traffic,you would obviously prefer blogs with high visitors count.

The second one is http://PRchecker.info …You'll be using this site to find blogs that enjoy high Google PRs.

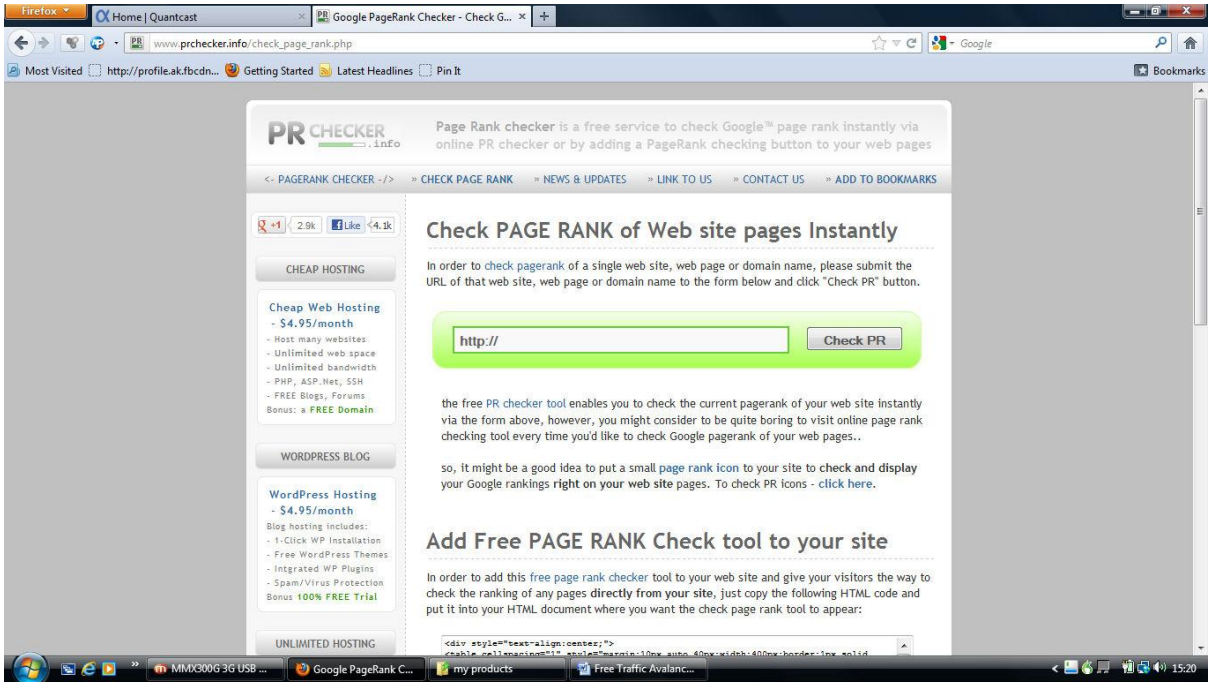

If you are using blog commenting to build high quality backlinks,you would like to choose blogs that enjoy high PRs and are “Do Follow”.

To intiate the process,type "The name of your niche+blogs" to get the list of top blogs in your niche,next check the suitability of blogs according to your immediate need(instant traffic or link juice) and copy the URLs of 20-30 suitable blogs in a notepad….Now leave positive comments on recent posts in these blogs and put a compelling backlink to your landing page.

The traffic that comes from blog commenting is excellent for building lists…To get the best results,I would advise you to customize each comment according to the topic of the main post and theme of the discussion.So that it stays relevant and attracts maximum attention.

If you want to outsource this task,Amazon’s Mturk is the excellent place to find suitable workers .

Below is a big list of top blogs in “Make Money” niche where you can re-direct a lot of traffic to your site:

http://aaronwinborn.com/drupal-talk?page=6

http://aaronwinborn.com/video/when-efficiency-matters-drupal-scale

http://adaptivethemes.com/?page=2

http://adaptivethemes.com/free-high-quality-themes-for-drupal

http://adsonline.ws/blog/?p=29

http://advancedlifeskills.com/blog/what-does-it-mean-to-just-be-yourself/

http://affiliate-track.vjad.net/affiliate/earn-money-online-uk-easy-retire-with-affiliate-marketing-2/comment-page-1

http://affiliate-track.vjad.net/affiliate/top-10-internet-business-idea-make-money-online

http://affiliate-underdog.com/affiliate-help/getting-started/how-do-websites-make-money/

http://affiliateworkers.com/?page_id=21

http://agileware.net/blog/australian-government-please-take-note-drupal-delivers-savings-canadian-government

http://agileware.net/blog/mcafee-report-carbon-footprint-spam

http://ahwee.com/how-to-make-wordpress-comment-quoting-function

http://alanpalazzolo.com/story/drupal-5-custom-gmap-node

http://alanpalazzolo.com/story/open-source-living

http://albertsun.info/2009/01/tntj-january-abandon-ship-when-to-ignore-the-old-organizations-and-start-fresh/

http://alexking.org/blog/2005/11/16/rss-ads

http://allbizanswers.com/2009/02/what-are-the-best-ways-to-start-a-business-online-for-low-cost/

http://amazingserviceguy.com/1462/customer-service-training/keep-your-customers-by-avoiding-toxic-revenue/

http://amazingserviceguy.com/1593/customer-service-training/kepp-your-customers-coming-back-by-making-them-happy/

http://anabubula.com/content/GTD-Moleskine

http://andymahaney.com/2009/05/

http://anne-easterling.com/articles/search-engine-optimization-or-why-i-love-seth-godin

http://anoopjohn.com/09/03/13/the-beauty-of-free-software-development-and-free-software-community

http://anoopjohn.com/node?page=7

http://antbag.com/category/blogging/page/3/

http://apaintingartist.com/blog/?p=390

http://applicant.com/how-i-make-45000-a-month-working-online-and-why-i-am-a-liar/

http://aprivatebeach.com/blog/2008/10/wordpress-seo-basics-bugs/

http://arancaytar.ermarian.net/news/technology/web

http://archive20.com/got-flash-games-make-money-out-of-them.html

http://arnab.org/blog?page=3

http://arnteriksen.com/when-twitter-grows-up-its-not-clear-what-it-will-be

http://article-launch.com/internationalfreestuff/?p=408

http://articles24.com/2009/05/22/making-money-online-start-a-500k-business-step-by-step-online-course/

http://articles24.com/2009/06/15/make-money-online-with-tissa-godavitarne-affiliate-marketing-programs-websites-work-home/

http://articlesroot.com/earn-money-online-by-blogging-which-blog-is-right-for-you/

http://articlesss.com/jquery-comment-preview-wordpress-plugin/

http://artistsforumworkshop.org/node/11

http://artofbalancedliving.net/2009/05/19/earning-money-by-adding-value/

http://asiwaspassing.com/2009/02/online-store-with-wordpress/

http://audiobooker.booklistonline.com/2009/01/12/text-synchronized-audiobooks-iclassix-apple-app-librivox/

http://authors.simonandschuster.co.uk/The-Author

http://autopilotprofits-reviews.com/make-money-online-with-free-internet-marketing-startegies

http://azsearchengine.com/2009/03/29/just-starting-out-trying-to-make-money-online-drop-the-lottery-ticket-mentality/

http://azsearchengine.com/2009/06/17/making-money-when-its-impossible-lottery-business-plan/

http://aztekmarketing.com/2009/06/23/marketing-in-web-2-0/

http://aztekmarketing.com/2009/06/24/the-1-secret-to-money-making-success/

http://azwan.my/make-money-online-sponsored-reviews/

http://backlinktoolz.com/blog/is-wealthy-affiliate-a-scam

http://bainbridgega.com/talkwp/?cat=7&paged=30

http://bainbridgega.com/talkwp/?paged=30

http://banddomain.com/blog/band-promotion/other-methods-bands-can-make-money/

http://basicsofseo.com/blogs/why-everybody-should-have-a-google-adsense-account-useful-info-to-be-aware-of/

http://basicsofseo.com/internet-marketing/make-money-online-taking-surveys/

http://bcomefree.com/blog/2008/12/how-to-back-up-wordpress-before-you-upgrade-to-27/

http://bcomefree.com/blog/2009/01/make-money-coverting-keywords-from-your-blog-into-affilate-links/

http://bergurisleifsson.com/keyword-and-traffic-research-semrush

http://betterlifetimesblog.com/2009/03/12/make-money-online-400-a-day-very-easily/

http://biginternetmarketing.com/internet-marketing/niche-blueprint-soon-to-close-doors-forever/

http://cashjuggernaut.info/how-to-work-from-home-to-make-money-online-paypal-proof

http://catherineandtre.com/node/9?page=44

http://cdbabypodcast.com/?p=88

http://cheviotmarketing.com/news/free-wordpress-autoresponder

http://chinadigitaltimes.net/china/confucianism/

http://chinadigitaltimes.net/china/yu-dan/

http://christinehowardonline.com/2009/03/12/making-money-online/

http://christinehowardonline.com/2009/06/05/simple-zero-cost-ways-to-make-money-online-for-newbies/

http://cjones.jwnmedia.com/ab612/node/8529

http://clickandearn-online.com/affiliate/page/3

http://clickbankchallenge.com/?p=199

http://cmsreport.com/category/drupal?page=1

http://cmsreport.com/node/356

http://cndgn.com/?p=114

http://cnnmoneytalkback.blogs.cnnmoney.cnn.com/2009/02/20/why-i-hate-facebook/

http://coffecup4me.com/156/easy-start-to-make-money-online/

http://collegejolt.com/college-life/simple-way-to-make-money-hits-on-mturk/

http://collegejolt.com/college-life/simple-way-to-make-money-sell-your-masterpieces/

http://community.contractwebdevelopment.com/drupal-place-read-more-link-add-new-comment

http://demo.simplywp.net/free-download-cpa-marketing-guide/

http://demo.simplywp.net/get-paid-to-blog-at-todaycom/

http://deniseasinclair.com/did-you-know-you-can-get-paid-for-free-surveys/

http://dianatan.net/2009/05/27/google-maps-gets-localised/

http://dmoerman.be/go-php-5-concerns

http://dnsalazar.blogs.org/2009/06/01/basic-on-how-to-make-money-online-on-blogging/

http://doctorweb20.com/free-online-home-based-associate-commercializing-family-business-a-great-home-business-for-everyone/

vi)The Classified Traffic Typhoon:

Free classified sites like Craigslist and USfreeads can be a great source of generating targeted traffic. Millions of people visit these sites daily in search of business opportunities, bargains, jobs and other offers.

The best thing about this traffic is that these people are bargain seekers and don't hesitate in taking out their credit cards after coming across compelling deals.

Create an ad with great appeal. Remember you have a limited space to create your ad. Make a big promise. Your prospects should feel that your product is going to cure all their worries. You can hire posters for little amount of money to save your time.

There are plenty of sites like Craigslist and USfreeads and some of them enjoy great amount of favor from Google.

Some of these sites are:

http://Adpost.com

http://OLX.in

http://Backpages.com

http://Kijiji.com

http://Gumtree.com

and never underestimate the power of eBay classified.It does require you to pay a fees of $9.95 to post your ad but provides you with some of the most targeted traffic you can get.

As far as the classified sites are concerned,Craigslist is a behemoth.It reaches to over 30 million US people monthly.

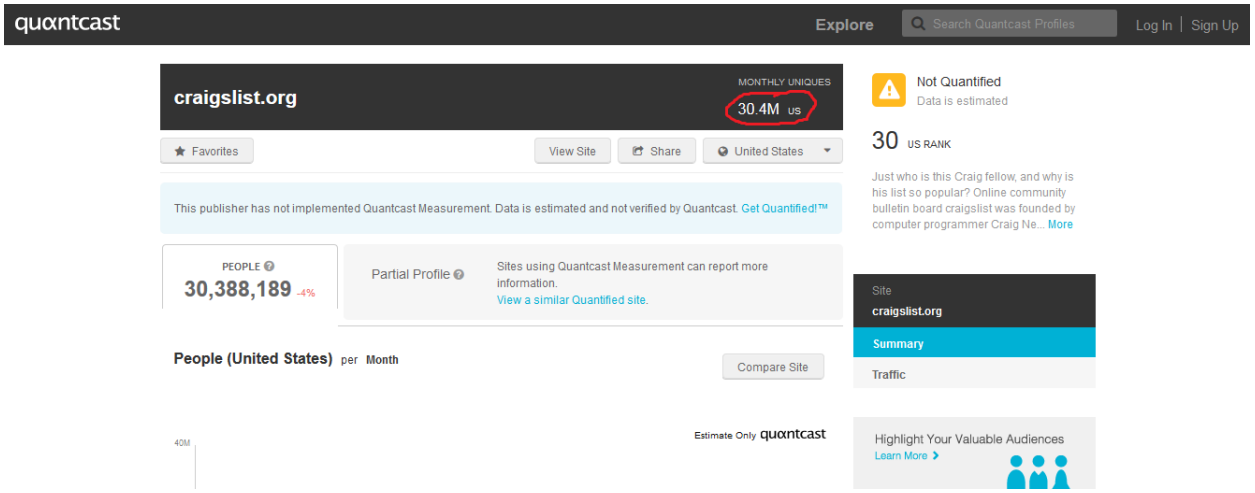

Global figures are several times higher.**Craigslist gets billions of page views per month.It's one of the most popular website in the world and unlike some other high traffic sites(like Twitter or Facebook),the traffic Craigslist receives mostly consists of real consumers looking for bargains.**These people don't Hesitate to splurge big bucks if your product/service/offer seems attractive to them.

A lot of marketers(especially CPA marketers) have made fortunes with Craigslist.It can provide you with one of the most targeted traffic online.Yes,I am talking about thousands of targeted prospects on a daily basis.Imagine how much can you make with that kind of traffic.

On the surface,Craigslist may look ugly but the fact is that it's the utter simplicity of Craigslist which has made it so popular both with general masses and marketers alike.

With other traffic systems,you may need to create a product, a website and a lead capture page in order to succeed.No such hassle with Craigslist.Direct liking still works here.

The enormous size of Craigslist and the amount of traffic it receives ,generate tremendous possibilities for us,the internet marketers.

While Craigslist is a magnificent source of instant,targeted traffic ,it's not

like you just post a ad and leads starts pouring in.This misconception has lead to several sections like “jobs”, “resumes” , “personals” etc spammed by marketers over the years.

Craigslist is still a goldmine if you know what are you doing.There is nothing like saturation.With thousands of new people coming to Craigslist everyday ,the question of saturation is never going to arise in the coming few years. In the next pages we’ll be discussing the working of Craigslist and how you can make a fortune with it.

First Of All ,We’ll Be Learning The Basics Of Craigslist Marketing:

i)Keep It Simple.Avoid being Flashy:

Craigslist has been abused in the past and tht is the reason why they have become so strict with affiliate marketers.They abhor pitchy ads and will remove them within minutes.If you have some experience of Craigslist,you might already know the phenomenon of “Ghosting”.

They may not remove your ad in some cases but make it invisible to the visitors.It’s called “Ghosting”.

Not only Craigslist,a lot of it’s regular users have become vary of the internet marketers and they can smell a promo from a long distance.So, in order to get the max out of your efforts,try to keep your ads as well as responses to other people’s ads as simple and real looking as possible.

ii)Post When Maximum Users Are Online:

In order to get the most out of your time and efforts,post your ads when maximum no. of users are online.Usually that time is 9AM to 11PM(in your target area).You won’t like to post your ads in midnight.

You’ll notice that your ads get most of the traffic just after they go live.Within a few hours,they get buried under the heap of newer ads.In some cases you’ll notice that your ads get removed after a few hours.It always happens ,no matter how much precaution you take.In order to make the most out of these ads,you would like to post them when most of the users are online.

iii)Make Your Replies Seem As Realistic as possible:

Like I said about the ads,your replies too should never seem fishy.Keep them realistic.If you are contacting people with your "job offer",don't say that your company will be paying them $50/hr for part time work.That seems scammy from the very beginning.

iv)Use Image Ads As Frequently As Possible:

Craigslist won't allow you to post affiliate links anywhere.But you can post them under pictures and Craigslist bots won't be able to detect them.Decent quality image ads have been proven to generate almost as much response as "Text" ads.

This is specially helpful while promoting affiliate info products(where there are not many blackhat methods to lure your prospects).

Tricks to Get The Most Out Of Your efforts

1)Use Your Account Wisely:

From time to time you'll find that some of your ads get flagged.Many times it'll be done by mischievous visitors who take pride in flagging someone's legit ads.

If you ever find that several of your ads from your account get flagged,leave that account immediately.It's always better to create a new account in such situation.Continued posting from the same account may result in all of your ads getting deleted and your IP getting banned.

Always make sure to check if your ads went live.Just that you submitted them and got the e-mail is not the guarantee that your ads will be showing.If you are a regular Craigslist poster,you might be already aware of the phenomenon of "Ghosting".It's Craigslist's favorite way of killing the ads silently.If they perceive some ad as spam,they may not delete it but instead they'll "Ghost" it so that it is not visible.

2)Post Only In Correct Area And Right Category:

Posting your ad in wrong area or wrong category is a sure way of getting

your ads flagged instantly.The actual Craigslist users will see them as spam and will not hesitate to report.There has been a lot of spam problem on the Craigslist over the past few years and it's users seem to have become very aggressive against ads which seem like blatant promos.

3)Make Each And Every Of Your Ads look Unique:

As a rule ,you'll be posting the same ad in multiple cities once you found that it's working.It's another way of getting banned from Craigslist fast.While it's always a great idea to scale up your efforts once you found that a particular campaign is working for you,repeatedly posting the same ad over multiple cities is a sure way to attract the displeasure of Craigslist.

Varying your ads may seem very time consuming in the beginning but in reality it doesn't take more than 30 minutes once you master the art of creating dozens of unique ads from one "Seed" ad without having to put in much effort.Below I am sharing this secret technique with you:

How To Create Tens Of Highly Effective Variations Of Your Ads Within Minutes:

Once you get some campaign converting,you will certainly like to post as many ads related to it as possible.But you can not post the same ad multiple times.You'll need to create variations of it.Here is how to create multiple ads from one "seed ad":

i)Change The Headline:

Changing the headline is probably the most difficult task of the whole exercise.I am talking about changing the headline without decreasing it's effectiveness.You'll need to change the words in such a way that the overall meaning doesn't change and it's attractiveness doesn't decrease.Below is an example:

"Discover how you can lose 10 lbs in 30 days ,without dieting"

"Learn the EXACT secrets how I lost 10 lbs in 30 days without dieting"

"Discover how I lost 10 lbs in 30 days without dieting and you can too"

"My exact secrets of how I lost 10 lbs in 30 days finally revealed"

"Get the exact secrets of how I lost 10 lbs in 30 days"

To provide them more uniqueness,use special characters like ###, *** etc.Just be creative without changing the actual meaning of your headline .Also,testing various headlines will provide you an idea about which one is the best converting.Then you can use the same in your landing pages,blog posts or articles.

ii)Change The Body:

Changing this one is rather easier.You don't need to re-write full text.Just change the image .Create a nice looking image and upload it to a photo hosting service like Photobucket or Imageshack.

Now it'll look as a different ad to the Craigslist bots because they can't read through your picture ad.They just read the HTML code which will look to them differently.

iii)Use Different e-mail Addresses:

You would like to appear as unique as possible.So using different e-mail with each new ad is a good idea.For that purpose you can either create e-mail accounts yourself, outsource the job or buy accounts in bulk at the "Buy,sell,trade" section of Digital Point forum.

iv)Make The Best Use Of Your Deleted Ads:

Once you actively start posting your ads,you'll find that Craigslist deletes some of your ads no matter how much care you take.I won't advise you to re-post those ads within 48 hours.Change the headline,alter the body and post them again using a different e-mail after the 48hour period is over.

How To Make A Killing With Craigslist And Info Products:

A big majority of IMers are information marketers in one way or other(Either they create or sell their own products or promote someone else' products).A big reason for this can be the fact that info products generally

don't require any money to create ,they may carry unlimited perceived and you can make a lot of money selling them.

Craigslist offers perfect targeting to the information marketers.It is so easy to target a specific prospect based on the category and city they are posting in.It's like "already pre-sold" traffic,you just have to present your offer to these prospects in an attractive manner.

So what information niches have big selling potential on Craigslist?

1)Make Money Products:

A lot of people still browse through Craigslist to search for online money making opportunities.They can be targeted prospects for you if you are selling some product in the IM niche.

One thing I have noticed on Craigslist that while low and medium priced products convert like any other targeted online traffic medium,there is little scope for high ticket products.I have extensively experimented with this thing in the last few months and it seems like Craigslist traffic prefers to stay away from high priced products(May be due to a lot of spam problem created on Craigslist by info marketers).

2)eBay Guides:

Craigslist traffic seems to have got a lot of affection for eBay related material.May be this is because a lot of Craigslist users come from middle and lower income groups and they perceive eBay as the easiest place to make money online.Selling eBay related guides and programs is a sure way to be successful at Craigslist.In fact ,I have seen the highest amount of success on Craigslist with an affiliate eBay guide.

3)Weight Loss Products:

People are suffering from the problem of being overweight everywhere in the world and Craigslist browsers are no exception.These low priced weight loss manuals can be big seller on Craigslist if presented properly.

4)Dating Manuals and Membership Sites:

Millions of people worldwide visit Craigslist to seek suitable partner.There is no dearth of information seekers on this subject either.So both dating e-books and membership sites can make you tons of money with this traffic.

5) "Get Paid For Taking Surveys" Products:

These sites are still huge hit with Craigslist traffic.Actually I have found these products the easiest to sell along with eBay courses.

Millions of people visit Craigslist to explore some "part time" money making opportunity or "Work from home" job and the survey jobs opportunities seem perfect to these people.

There are a lot of such survey sites on the Clickbank which you can promote via Craigslist.

6)Services and Softwares:

Craigslist is regularly visited by a lot of marketers too whom you can promote your services and softwares(you can become an affiliate of such services if you don't have your own).

You can promote a wide variety of such services via Craigslist.Website design, copywriting,logo design,e-covers and banners design, article writing and submission,SEO work,backlinking services,video creation and submission, blog posting,e-book writing,virtual assistants(VA) and so on……

You don't need to be doing all this work yourself.That is not how big money is made online.Just find suitable workers on some Filipino job site,act as a middleman and start getting the lion's share.

The same is true about softwares.Majority of marketers using Craigslist try multiple blackhat methods at one time or other.To implement these

methods,they need a lot of softwares and you can cash in big time recommending appropriate softwares to them.

These softwares can be:
Autoposters,e-mail harvesters and senders,auto content generators,article spinners,article to video converters,article submitters,auto blogging softwares,e-cover creators,banner designers,Facebook friend adders,Twitter adders,keyword spying tools and so on…. Just use your imagination and contact the appropriate people with matching products.

A Few Things You Should Never Forget While Promoting Information Products Via Craigslist:

i)Promote something which is already proven:

Instead of reinventing the wheel,promote something which is already selling like crazy.If you choose to promote Clickbank products,you can find these products easily.Just take a look at highest gravity products.They have got such a high gravity because a lot of affiliates are making money promoting them.

While some affiliates may argue against choosing high gravity product,I always prefer to go with the trends.If a product has got a high gravity,one thing is sure about it: It must have gotten a high converting sales page and instead of promoting unproven sales letters I always prefer to go with something which has already been proven to sell.

ii)Use e-mail as much as possible:

Due to the spam problem created by affiliate marketers in the past few years,Craigslist has become very intolerant of the affiliate links and they'll remove them wherever they find them(Be in your ads or the forum posts). One way to get around this problem is to use image ads.Craigslist bots can't find the affiliate links hidden beneath the pictures and you'll easily get away with a lot of targeted traffic.

The other way is to advertise your affiliate links via e-mail.To do that you can ask the visitors to e-mail you if they are registered in getting your freebie.In that way,you'll be assured that the people you are dealing with are really interested in your offer.

Make your reply e-mail as helpful and informative as you can and use a domain re-direct to hide your affiliate links.The "Story telling" approach where you narrate your personal experience about the product work best with the emails.

You can even re-direct your prospects to your blog post where you have posted your experience with the product.

Below I would like to share a sample e-mail with you.Suppose you are replying to ads posted in the "Dating and Personals" section or some post in the respective forum.The person who posted the ad(or made the post) is asking for some dating tips and advice.

 # Hi {Firstname}
I just came across your ad and it made me laugh.I am sure you'll get tons of responses.

Won't you like to learn a few little known but highly effective seduction techniques to get a stampede of beautiful women beating a path to your front door??

I came across this guide {your link} a few months ago.Before,I was facing the same problem as you.But now after learning the secret tricks mentioned in the guide ,I can seduce any woman.Within a few days of learning these secrets,I succeeded in getting the girl I always wanted but could never dare to face before.

I am sure that you'll be amazed after learning these secrets.You can download your FREE report at:
{your link}

iii)Build your own mailing lists:

You are investing so much time and money on your marketing efforts,then why let your valuable leads slip away?

Most of the information niches carry repeat business potential.Also,it's a proven fact that a typical internet user visits a sales page several times before

making a purchase decision.So if you send the prospect directly to the merchant's sales page,you are making a big mistake.

Always try to get them in your list first before sending them to a sales page(You can easily do that after the prospect confirm his/her subscription).

You can do that by offering them an attractive freebie like a free report which you can either create yourself,get a ghostwriter to create or get some PLR and re-write it.A list provide you the opportunities to contact your subscribers repeatedly with a promotion and promote multiple products to the same people.Nothing works better than list building.Once again I would like to repeat the IM cliché "Money is in the list".

How To Explode The Size Of Your List With This Little Trick:

With it's millions of users,Craigslist can provide you with hundreds of fresh leads in any big niche.The best thing about these leads is that you don't need to spend a penny on advertising and remember,it's buyer traffic.So what you need to do in order to get hundreds of leads via Craigslist?

i)Create A Valuable Freebie:

It can be free subscription to your membership site,a free video or a short report.According to my experience,short reports are best to pull leads.It's not difficult to create 10-15 page report in any niche.You can find the required content from any article directory.Alteratively,get a PLR product and rewrite it.

Make sure that your report is of the highest quality.Try to give out as much valuable content as possible.Craigslist has already been spammed big time and you'll first need to instill faith in your subscribers that you genuinely care for them and are not an offer harlot who will be pushing one promotion after another in the coming days.

The next step is to set up your lead capture page.Keep it simple.The less information your squeeze page demands from your visitor,the more will be optin rate.You can even set your form to be single optin.It'll attract you

more spam complaints for sure but your optin rate will be much higher than the double opt-in.

ii)How To Get Visitors To Your Squeeze Page Without Getting Your Account Banned:

This step is very crucial as Craigslist no longer allow free reports.There are two ways to get around this problem:

1)Find and e-mail the interested prospects:

This one is the easiest.All you need is to collect the e-mails of interested prospects in your niche and then e-mail them with your signature containing the link to your free report.

The fact is that very few people can resist freebies and if your e-mail is interesting,you are sure to get a few hundreds subscribers from Craigslist everyday.

2)Manipulate Your Ads:

If you really want to post ads and attract a lot of visitors to your squeeze page then don't go for posting bland ads.They'll be deleted in no time.The best way is to design your ads in such a way that you never need to mention the term "free report" and still get a lot of visitors.Below are a few samples:

Suppose you are targeting the "Dating" niche.

Title: "Hot Singles Wanted"

Body: "Are you single? Let me get a perfect match for you.e-mail me for more…..

If you want to get subscribers in the "Weight loss" niche,an ad like the one below can work wonders for you.

Title: "Are you overweight?"

Body: "Feeling low due to excess weight…I have got the perfect solution for you…You can now lose up to 20 lbs in 30 days without dieting… Just email me and I'll share it with you for FREE".

Just use your imagination and vary the content of your ads to avoid getting

flagged(if you are posting the same ad in multiple cities).Sometimes a single ad like this can attract you 100+ subscribers.Once you find what is working for you,just vary it a bit and scale up your efforts.

3)Optimize Your Campaigns:

The secret to big success lies in optimizing your efforts.Never forget to track the performance of your ads.Once you find which ad is working for you,the next step is to scale up your efforts.Like,you posted an ad in the "dating" section of New York and got 50 subscribers in a day,your next aim should be create different variations of the ad and post it in all the states.

You can go even one step ahead and post your ads in the major cities of other countries.

Many people try to do all the work by themselves.That is a perfect recipe for failure(even if you don't fail,you'll never be able to make it big).You can easily outsource all the posting work.Contacting your prospects and answering to their e-mails can also be outsourced.

You can even hire full time virtual employees. Then teach them the full process and they'll be getting you "highly targeted" subscribers on complete autopilot.

How To Make Insane Amount Of Money Promoting Affiliate Info Products Via Craigslist:

With Craigslist,you can make a lot of money even if you don't have a product of your own.You can even do it while building your list.Lets see how it is possible…..

I assume that anyone can create a short report(If you don't want to write it yourself just hire a Ghostwriter to complete the job).The question is how to promote an affiliate product through it while giving away the best quality content?

You need to create an extremely helpful but incomplete report then.Suppose you are giving away a money making method(It should be related to the subject of your affiliate product).Give away highly valuable information but

leave your readers asking for more by cutting it short before it is complete.You can re-direct them by saying like:

You can download the full report at:
{your affiliate link}
Want to know more? Get the FULL report at:
{your affiliate link}

Got interested? Download the FULL report at:
{your affiliate link}

If you found this short report interesting and want to learn more,GRAB the FULL guide at:
{your affiliate link}

In this way you can kill two birds with one stone.Using your free report as a teaser,you can both cement your reputation as an expert as well as pre-sell your affiliate products.

vii)The Instant Adswaps Cash:

As soon as you gain a subscriber base of a few hundred, you can start using this strategy. Adswaps are increasingly becoming popular in IM as well as non-IM niches.

An "Adswap" by definition is an arrangement where two marketers having mailing lists similar in size,agree to promote each other's squeeze page.The most obvious difference between an adswap and a normal promotion is that in an adswap ,a marketer sends his subscribers to his partner's squeeze page where they are offered some sort of freebie.

The adswaps are popular because this arrangement offers a win-2 situation to all the 3 parties involved.The subscribers get something of value for free and the two marketers involved add quality subscribers to their lists' without any expense.

Unlike a normal promotion that acts as a "put off" to your subscribers,an adswap actually adds value to your subscribers and they like it.

The leads you get as a result of such arrangements are usually of very high quality as they come via a personal endorsement.A typical adswap with a partner having similar list size will increase your list size by 20-25%(you can increase this percentage by doing multiple mailings with the consent of your partner).

Typically getting other marketers to agree to your adswap proposal is much easier than that for normal promotion.Make sure that the other guy has a list similar in size with you.

If you don't have a list,you would first like to have a seed list in your niche.Use PPC,article marketing or co-registration to build your seed list.In my opinion,a seed list of 1,000 subscribers is sufficient to start with.

Next contact webmasters,marketers and ezine owners in your niche. Those having list size similar to yours will be the most willing to do an adswap with you.It is not a bad idea to do an adswap with someone having a list smaller than yours.In that case,you just need to mail out a no. of your subscribers equaling to his.

I would like to clear it by an example.Suppose you have a list of 5,000 subscribers and your adswap partner has a list that contains only 1,000 subscribers and you still want to do an adswap with him.So what you do is take out 1,000 subscribers from your list and mail them out your message.

There is always the scope for multiple mailings.It's a fact that not all of your subscribers will open all of your messages,so if you feel that you are getting nice response from your swap,you can arrange further mailings with that partner.

The best thing about adswaps is that you can do a lot of them without diluting your list(don't go for overkill though).Just a couple of mid sized adswaps can easily add a few thousand new subscribers to your list and a nice five figure income to your bottom line,all without spending a penny on advertising.

How To Make Instant Money Through Adswaps:

You may complain that there is no chance of making upfront cash with the adswaps……It's not so.First of all I would advise you to not concentrate on short

term profits,as you can make unlimited amount of money in the backend promotions.If you do want to see upfront monetory returns on your adswap,you should ask your partner to set up OTOs(one time offers) and provide you an affiliate link.

So what happens in this case,you send your subscribers to your partner's squeeze page,the visitors provide their information in order to get the freebie,next they are shown two or three OTOs instead of directly sending them to the download page.A portion of these visitors will opt to buy one or more of the OTOs and you'll get upfront commission.A lot of marketers now employ this method to generate some instant cash while providing value to their subscribers.

According to my experience, Safe-Swaps.com **is the BEST place for finding aswap partners. The best thing about this adswapping place is the fact that it's almost entirely automated. You just place your ad copy and connect it with your** Aweber **list and you're ready to go!**

Safe-swaps is the largest ad swap community in the world.With over 100,000 members,you can find matching partners,no matter if your list has 50 members or 200,000**.**

Their fraud protection system keeps you safe from fraudsters and they offer you detailed analysis of every swap(clicks,leads and sales).The members get ratings according to the results they generate and the marks they get from previous partners.

I can not recommend this forum enough.They do require a nominal monthly fee but that is nothing compared to the value you get.Many newbie marketers have used it to launch their IM career and it has hundreds of list owners with big lists in non- IM niches.In my opinion,you must add Safe-Swaps to your IM arsenal.

http://IMadswaps.com is also a good place to get partners for listswapping.I would recommend it if you are just starting out(though it is not as organized and scam free as the Safe-Swaps forum.Many time it happens that you deliver leads to your adswap partner but he doesn't follow the commitment).Just build a seed list of a couple thousand prospects(through PPC or article marketing) and post your request in their forum

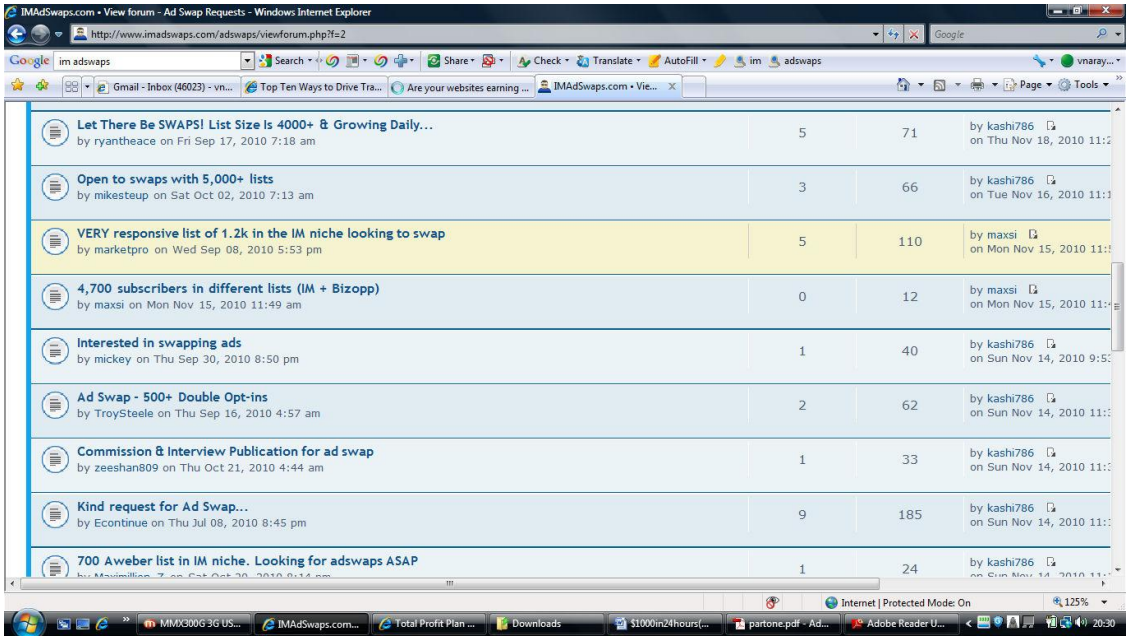

You can also get several interested marketers at the "Warrior Joint Venture" section of the warrior forum.Most of the internet marketing forums now have a section specially for JV discussions where you can get many like minded marketers.

Below is the EXACT message I use to get partners for JV adswaps(use this with prospective partners who don't use adswap forums):

Hi {firstname}
Have you heard this term JV adswap .It is also called listswapping.It's a rather new term but becoming increasingly popular.Here two JV partners offer a free gift to each other's list and get new subscribers in their list for free.

I have done several JV adswaps in the past few weeks and have found that I add 5-20% of my partner's subscribers to my own list from a single swap.So if my partner has 1000 subscribers in his list,I gain 50-200 subscribers from a single swap.This is great way to increase your list size without spending a dime or putting great amount of effort.This is a win-2 for all and my subscribers love it because they get a great product for free.

I have prepared a special report for your subscribers and would like to offer it as freebie.I have attached a copy of it with this message.I hope you accept my offer.

Wishing you great success in your business and life.
Your IM buddy
{insert your name}

To get JV adswap partners is not a difficult task and most of the marketers are now willing for such swaps.It adds value to all the involved sides but you should avoid overkill. A lot of swaps may drive some of your subscribers away from your list.

Below is the full list of adswap forums:
http://Safe-Swaps.com

http://IMadswaps.com

http://AdswapFinder.com

http://ListSwapper.com

http://JVme.com

http://JVNotifyPro.com

http://WarriorForum.com/warrior-joint-ventures/

viii)The JV Partner Swap Viral Cash Mine:

Another extremely powerful and quick strategy, similar to listswapping .combine it with listswapping and enjoy extraordinary results.

Let me assume that you have 6 JV partners and each of them has 5 unique JV partners.Send a message to each one of your partners about swapping unique partners.

You introduce each of them with the other four.and all 6 of them introduces you to their unique JV partners.so at the end you have a total of 6+5x5=31 partners

Repeat the process with your new JV partners and in a few days you have hundreds of JV partners..We all now how powerful social recommendation is.Now swapping your list with all of them you can grow your list by several thousands in no time.

Below is the message you can use for partner swapping:

Hi {firstname},
Today I would like to present you a new opportunity.It's rather a new concept in the internet marketing but deadly effective.It goes something like this:
Suppose both of us have 5 UNIQUE JV partners.We decide to do a JV partner swap.I'll introduce you to rest of my JV partners and in turn you'll introduce me to your JV partners.So after the introduction ,I'll have 5 more JV partners and you'll also have 5 more JV partners.

The beauty of this system is that we can repeat it as many times as we like.This method has the potential to explode our businesses in no time.I hope you understand the power of this system.

Wishing you all the beauties and pleasures in life.

Your Friend
{insert your name}

JV partner swapping is a great methods to get a lot of JV partners in a very short period of time.This method is so effective due to the reason that your new JV partners are referred by a person whom they already trust and this in turn results in a strong bond of trust and understanding between all the partners from very beginning.

ix)The "Ezine JV" Method:

Extremely powerful technique to generate hundreds of subscribers per day without spending a dime….Now you have got a list so you would naturally like to start some sort of e-course to build relationship with your subscribers.

Starting your own ezine is no big task.You can generate the content by breaking the reports (You can either use your own reports for this purpose or purchase some PLR reports and articles) into many small articles.You can also get relevant content from article directories for FREE(Just remember to keep the author resource box intact).

Now after starting your own ezine and getting some subscribers you would like to monetize your ezine. This is where ezine marketing starts.you can show your own ads , sponsored ads or JV partners' ads in your ezine and most subscribers won't think it as blatant promotions if the ads are well blended with the content.

Here the actual game of "ezine Joint Venturing"starts.when someone subscribe at your squeeze page , he gets a thank younote something like this:
"you have been subscribed and should receive confirmation shortly.thank you."

That's where you are making a big mistake and leaving a lot of money on the table.suppose you make JV arrangement with other ezine owners in your niche and your thank you message looks something like this:

"you have been subscribed and should receive confirmation shortly.here are a few other newsletters that I find extremely helpful.each one has original content and helpful information.I read them regularly and recommend you do too."

And then you provide them the option to tick against your JV partners' newsletters.your JV partners return the favor and you also get hundreds if not thousands of targeted subscribers every week from just 20 minutes of extra work.

You can get this type of script FREE at **http://ezinejv.com**

Where to find these ezine JV partners??

Ezine directories are the best places to start with.here are top two of them with hundreds of top ezines listed in more than 60 niches:

1)http://www.directoryofezines.com

2)http://www.topezineads.com

Below are a few other directories:
http://www.newsletteraccess.com

http://www.ezinelocator.com

http://www.ezinehub.com

http://www.ezine-universe.com

http://www.ezinesearch.com

http://www.marketing-seek.com

Alternatively type “the name of your niche +ezines” or “the name of your niche+subscribe”in Google search and you will be presented with top ezines in that niche.Top ezines in any big niche have thousands of subscribers and they get hundreds of new signups every week.If you succeed in getting a tiny fraction of them to subscribe to your ezine,your subscriber base will increase very rapidly.

x)The JV-Giveaways Cash Feast:

JV giveaways are the broader and most profitable form of adswaps.In a normal adswap,you can gain subscribers from only one partner’s list,while in a JV giveaway you can get new subscribers from the lists of all the marketers involved.So exactly what are these giveaways,who arranges them and how these work?

A JV giveaway is an event organized by a prominent marketer ,where several other marketers offer their products for free.These freebies are listed in a common page and then all the participating marketers send traffic to this page.The visitors come

to the page,select the freebies of their linking ,opt-in at the respective pages and download the free products.

The person who arranges these giveaways gets massive publicity and huge amount of targeted traffic,the partners get qualified subscribers to their lists at no cost(They can also earn huge amount of money in no time via One Time Offers(OTOs) and the subscribers get a chance to download their favorite products for free.

The popularity of these Giveaway events are increasing very rapidly and some marketers have reported to build a list of 100,000 and generate $50,000+ from just one Giveaway event.Now a lot of such giveaways are being held around festivals and other popular occasions.This kind of marketing is going to be huge in the near future.

Though joint venture giveaways are mainly limited to “internet marketing” niche as of now,marketers in other niches have also started to arrange these giveaways events.

The Joint Venture giveaway events occur in a way that a marketer decides to arrange the event by inviting other marketers to participate and share their gifts with the subscribers of all other participants. The gifts mainly include free reports,softwares and scripts etc.The participants start sending pre-launch alert to their lists many weeks before the event goes live. People actually look forward to get so many resources at one place and that too for free.

Marketers also generate the buzz by writing articles,PPC advertising and through the use of social media.JV giveaways work best when they are open for a limited time only. That time limit induces a sense of urgency.

To participate in any Giveaway you have to have a product to offer for free,a squeeze page and at least one OTO(To earn you some money right away).

It’s always better to have your product to offer at these giveaway events,if not you can get resale rights to someone else product and offer it as a gift.Your one time offer may not be your own though.You may choose to have a high converting affiliate product as the one time offer(OTO).In such case you would like to offer additional bonuses or rebates to increase the conversions.I would suggest you to use 3 OTOs.Using 3 OTOs in place of just one has proved to increase conversion by almost 100% in most of the cases.

There is a script called “OTO Goldmine” that makes your participation in these ENORMOUSLY profitable events as simple as a few clicks of your mouse.This script enables you to show 3 OTOs instead of one ,thus increasing your profits by more than 100%.

Now come to the creation of squeeze page and setting up lead capture page part(The basic requirements for you to participate in the event):

Creating a squeeze page is not a problem anymore.You can create a nice looking Squeeze Page within minutes at http://10minutesqueezepages.com

You should also have a good autoresponder to follow up with the leads.Aweber is the autoresponder I would like to recommend.

You have to keep an eye on the upcoming JV giveaway events in your niche.Type “The name of your niche+ JV giveaway” in the Google search and you’ll get the links to many of such events.Subscribe to their newsletter and contact the admin immediately when the Giveaway prelaunch starts.You can get other marketers and start your own giveaway.

xi)The Social Media Traffic Juggernaut:

Social media sites are by definition places where people hang out, chat, upload pictures and videos , share information and arrange events.

Some of these sites have grown into absolute behemoths.Facebook has over 900 million members and the no. of Twitter users is around 200 million…In the past few months Pinterest has recorded a growth that has never before seen in the history of internet…In fact these sites have changed the face of internet.

Most people are plain clueless about how to get traffic from these sites and more so about the monetization of that traffic.The viral power of these sites is almost infinite and if you can properly channelize this traffic to your products,you’ll have enough traffic to build multiple six figure businesses.

Let's Start With The Latest Social Networking Phenomenon That Has Taken The Internet By Storm…

I am talking about Pinterest…

The Pinterest Traffic Juggernaut

Here are some facts about Pinterest…

*Pinterest Got over 50 Million Unique US Visitors In The Month Of November 2014…

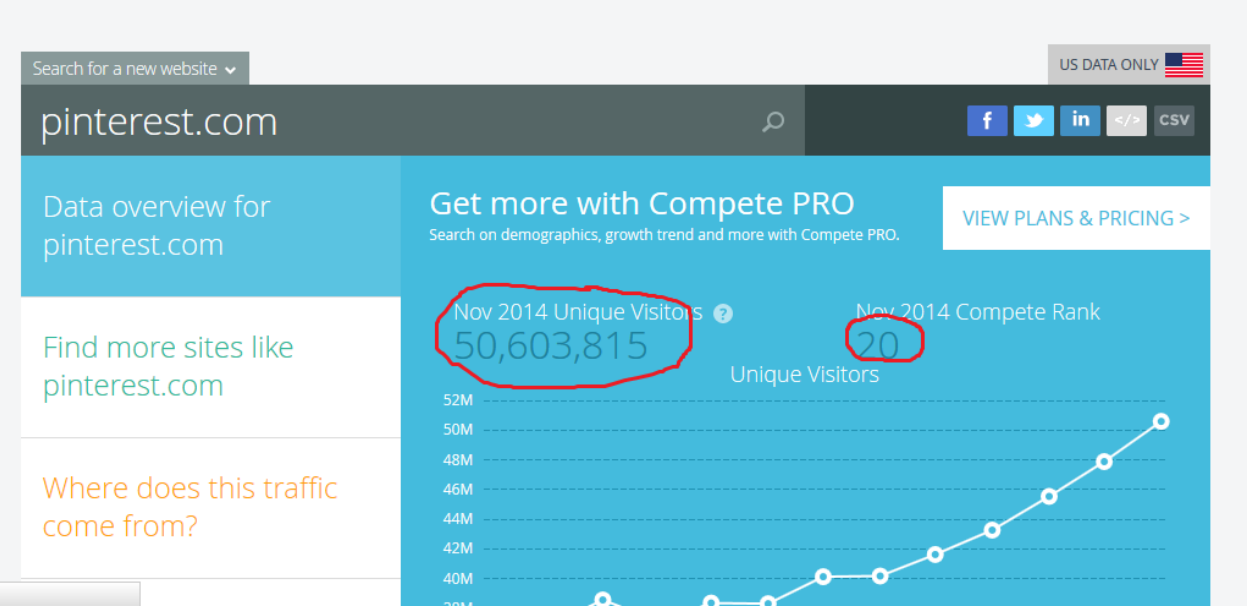

**Pinterest Hits 10 Million Monthly Unique US visitors Mark FASTER Than Any Website EVER…

According to ComScore,Pinterest has hit 10 million monthly Unique US visitors mark faster than any website EVER…Just look at the screenshot below:



These figures are staggering…In fact such growth is out of the ordinary and has never been seen before…Even the mighty Facebook never came close to generating such massive numbers in its early days.

***Pinterest Sends More Referral Traffic Than Youtube,Google+ and LinkedIn Combined…

According to an extensive survey(On Over 200,000 Publishers That Reach More Than 260 Million Unique People Each Month) done by ShareAholic,Pinterest is sending more referral traffic to various online merchant outlets than Youtube,Google+,LinkedIn and Reddit combined.

This thing is of paramount importance for internet marketers (more so for affiliate marketers) who use social networks to send traffic to their own as well as affiliate products.

The mere fact that Pinterest is generating much more referral traffic than several other big social media sites,is a very heartening sign for us,as we can very effectively use this platform to make money with almost every available affiliate product.

The even more encouraging thing is that DIRECT LINKING is allowed on Pinterest…Meaning you can insert your affiliate links with the pictures you pin and test conversions without having to create a site.

The direct linking thing is actually a blessing for the newbie affiliate marketers who find it very difficult and time consuming to create a website of their own.

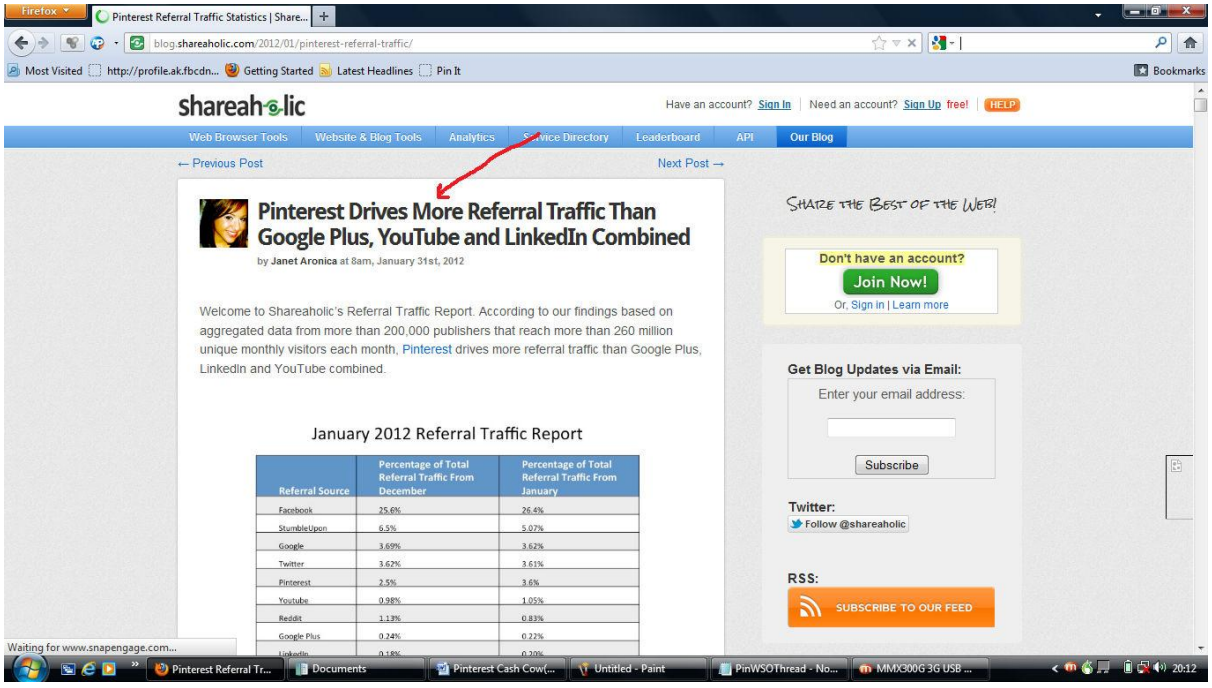

What Is Pinterest and How Does It Work?

Pinterest is a social network that allows its users to share and discover new interests by posting pictures and videos (known as pinning) to their own as well on others' pinboards.

Members can upload images and videos from their computers as well as pin the items they find on the internet (by bookmarking the URLs).

Pinterest is a combination of both Facebook and Twitter in the sense that it allows any user to browse through the items other users have pinned and "Like" ,"Re-Pin" or "Comment" on them.

The users are also allowed to share their favorite pins on Facebook ,Twitter and via e-mail.

Pinterest is very much focused on sharing of interests and preferences among like minded people and the very nature of their basic concept makes them more marketers' friendly than any other social network out there.

Even when it has just started to gain momentum,**Pinterest is sending more referral traffic to various merchant outlets than some of the much bigger social platforms like Youtube and LinkedIn.**

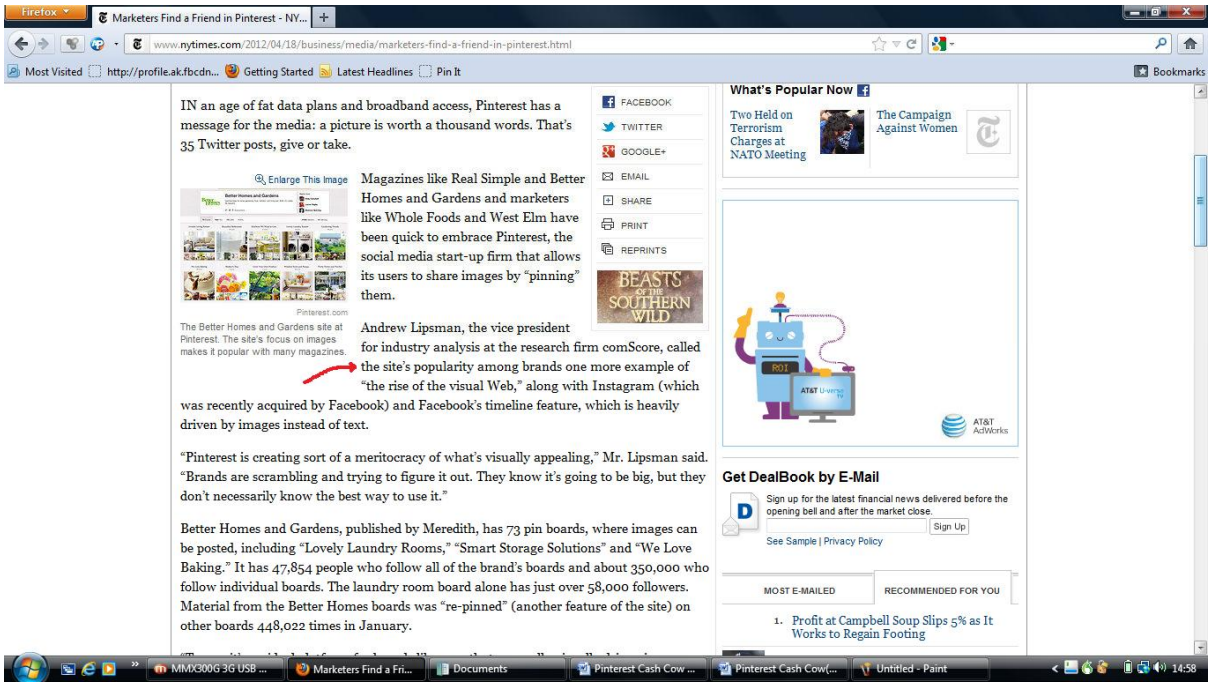

Pinterest signifies the rise of visual media(that is proven to generate much higher impact than plain text) and social networks(including Facebook) have quickly recognized this trend and are adopting their content presentation to be more visually appealing.

Facebook's acquisition of Instagram for a billion dollar and its timeline feature(image heavy) signifies this trend and the shift is expected to continue in the future…**As the web changes,we,the internet marketers cannot afford to stay behind(and see ourselves getting outsmarted and outrun by the competitors).** In order to keep your business up to the latest trends,keep your market share intact and to increase your income(significantly) by taking massive leverage from this new social revolution,you'll need to learn the fine tricks of Pinterest marketing….**The sooner you learn them,the MORE money you'll make.**

Using Pinterest To Generate An Avalanche Of Commissions:How To Make $100s Per Day Simply By Pinning Images and Videos

The inherent concept and structure of Pinterest is such that **any serious marketer looking to make money via social marketing cannot ignore this site.**

Almost every item you pin on Pinterest can be used to promote some product and there is a very wide range of products you can promote via this site-**CPA offers,Amazon products,affiliate info products and your own products.**

Pinterest offers enormous viral marketing potential …Every item you pin can be re-pinned,liked,commented and shared on other popular channels like facebook,twitter and via e-mail,which allows you to get massive amount of targeted traffic for very little work.
Besides sending traffic to your affiliate links you can use Pinterest to build a list and grow a huge base of devoted followers… All you have to do is get involved with like minded people, regularly participate in the discussions and pin relevant content from your site/blog.

Every item that you pin contains a link back to the original source and by pinning images and videos on your site/blog you can get a lot of backlinks and targeted traffic to your site.

Here is an article on the NewYork Times that describes how savvy marketers(belonging to all niches) are siphoning huge amount of targeted traffic from Pinterest to generate leads and sales.



The article states that posting a picture on Pinterest can generate an impact equivalent to 35 Twitter posts….And pinning an image doesn't take more than a couple of seconds(can you write an impressive,meaningful and traffic sucking tweet in that time?).

Now you can easily see that Pinterest marketing is a much-2 better investment of time and it can generate **much higher ROI(on your time) than Facebook,Twitter or any other social media platform…In fact,savvy marketers are already using it to generate massive income for themselves.**

Now Let's Move Over To The Actual Steps Of Making A Killing With Pinterest.

Creating an Account

Creating a Pinterest account is very simple.You can sign up using your Facebook account or your email.



Once your account is created,they'll suggest you to like a few things so that you can follow some popular persons in those niches.

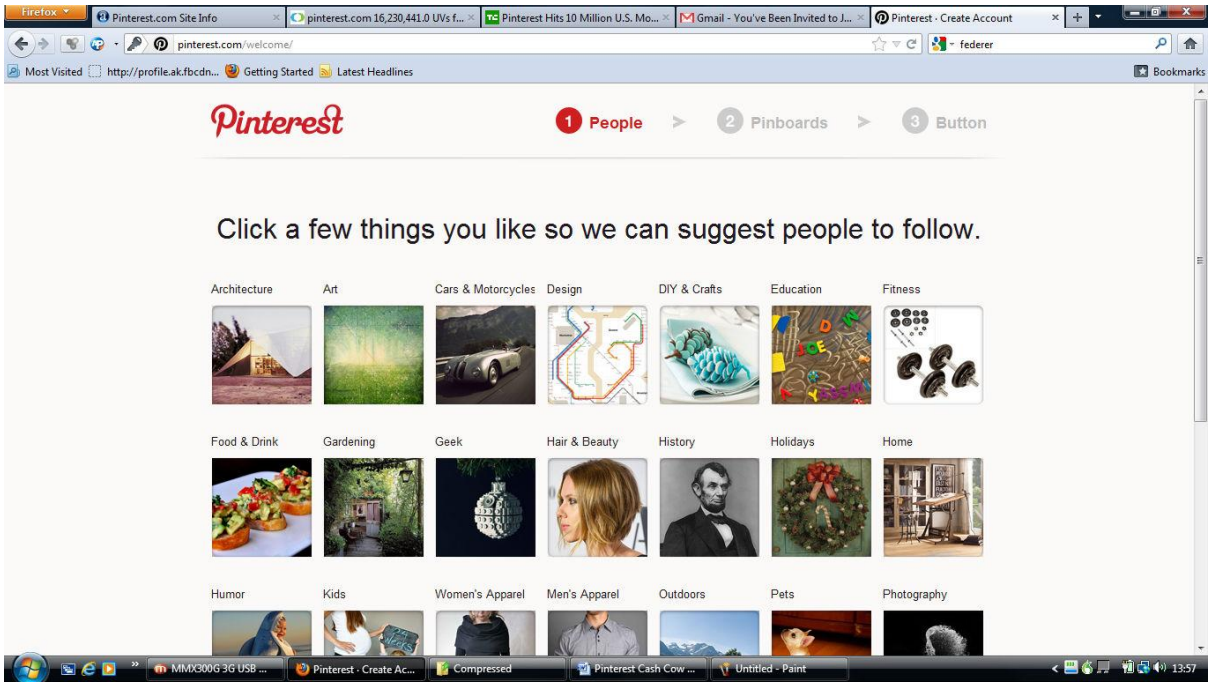

Here I would advise you to choose the "interests" according to the niches your products fall in (the products that you intend to promote).

For example if you intend to promote softwares and internet marketing related products,click on the images under the titles "Products" and "Technology" .

Next there is the "Follow People" button…Click on it and it'll automatically have

you following a few people in your chosen niches

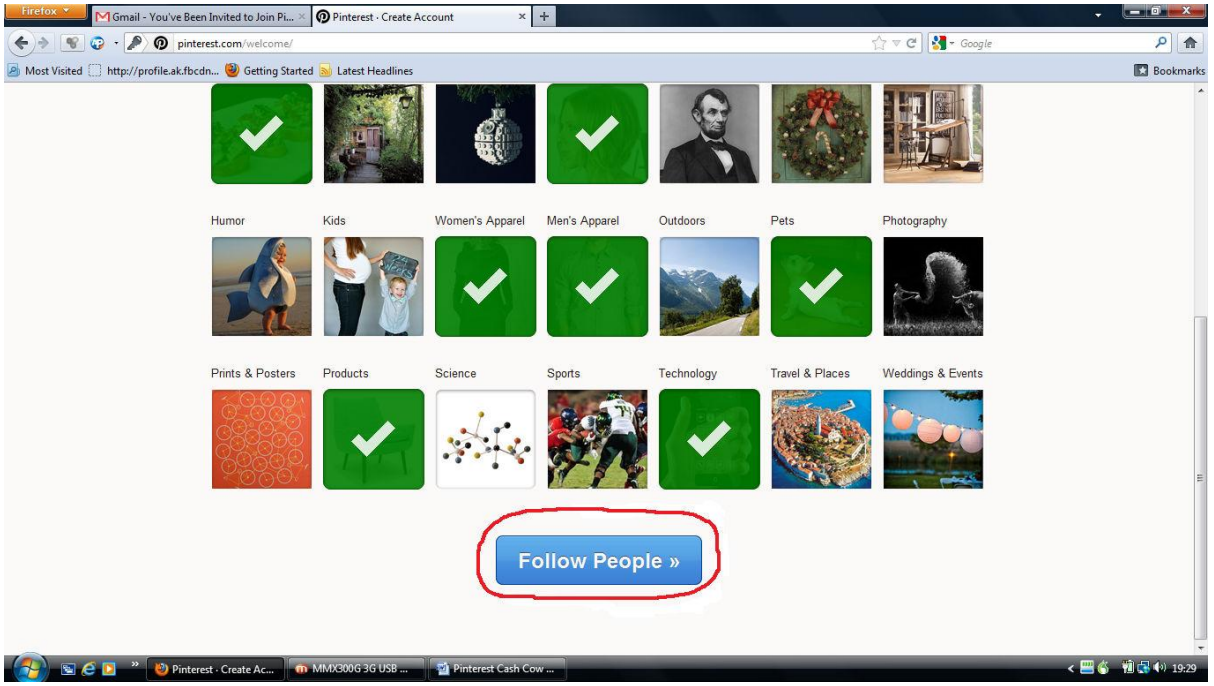

Next hit the "Create Boards" button …

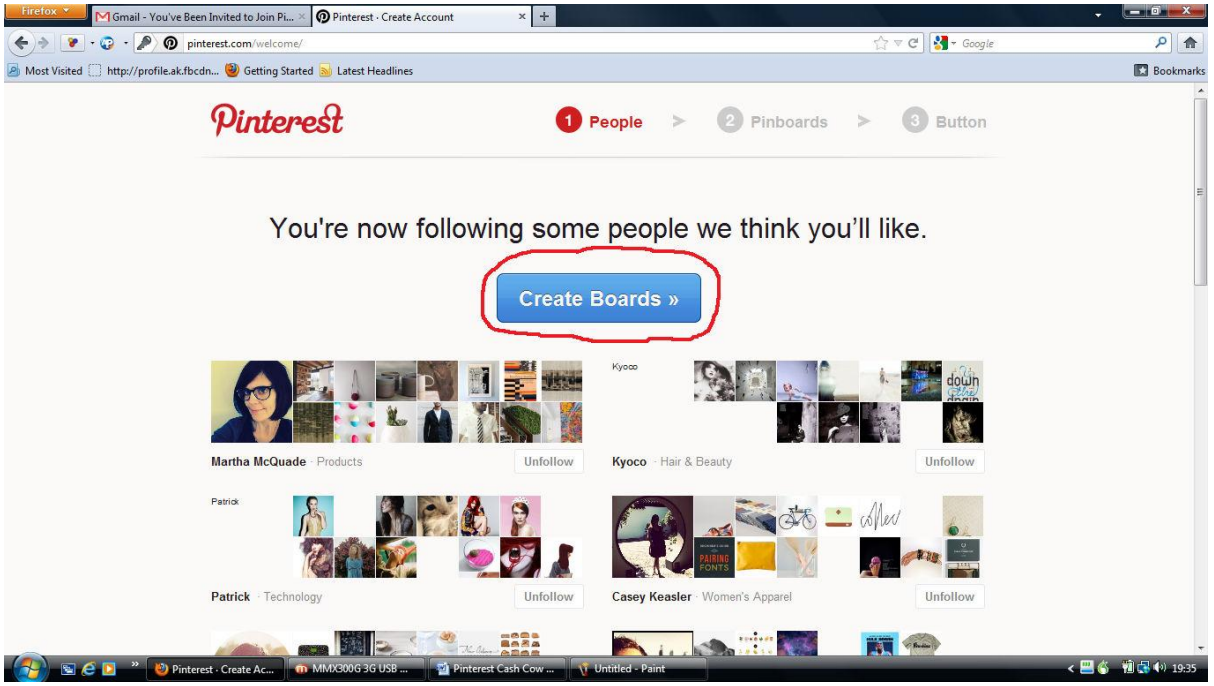

Now you'll see a page like this…

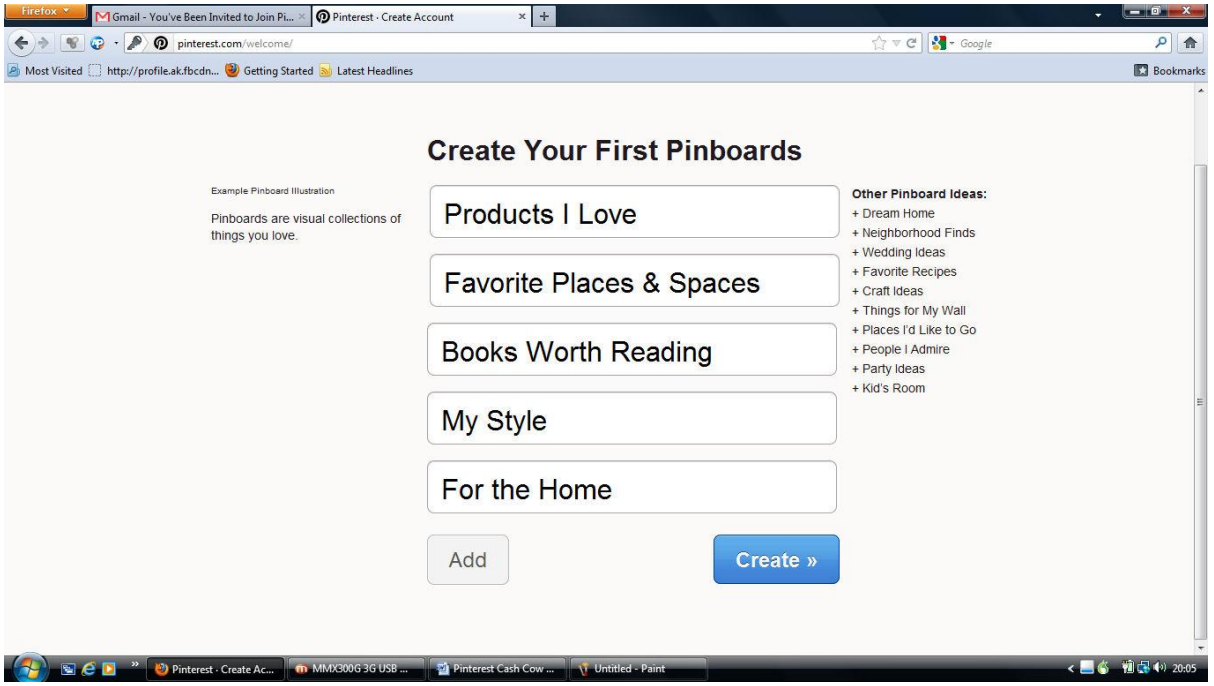

Here I would advise you to create a separate board for every niche you want to target.

So your boards can be like this (you can add as many as you like):

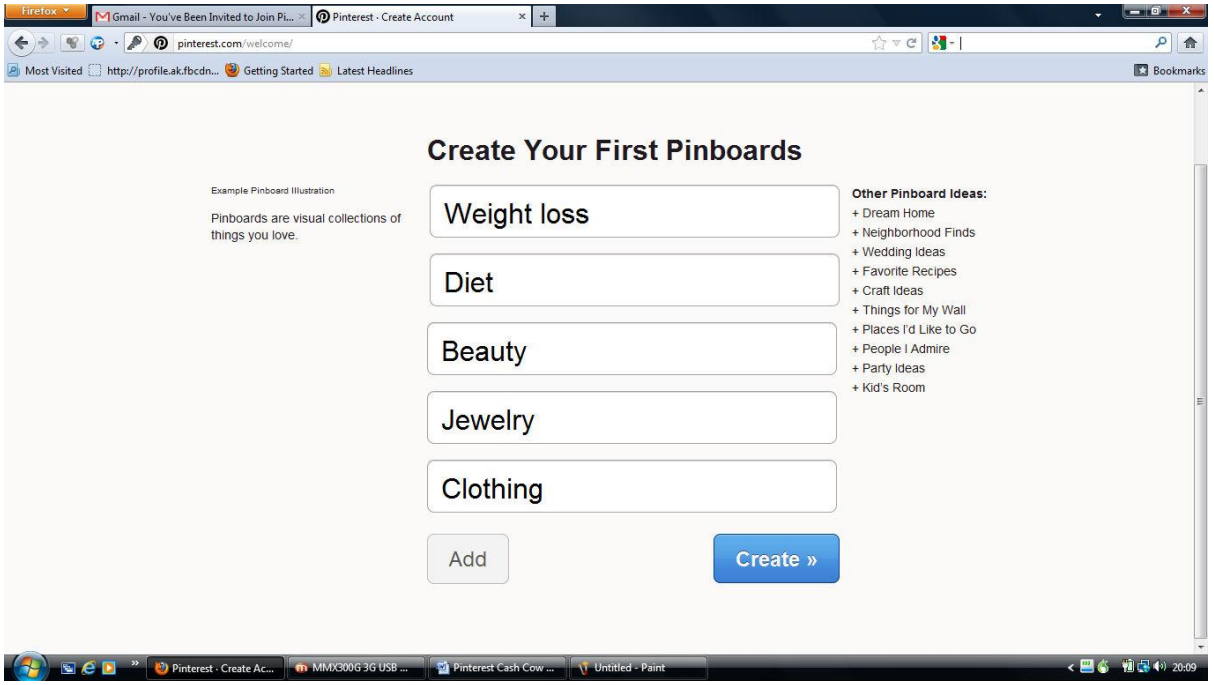

Now hit the "Create" Button…It'll need you to install the "Pin It" button on your browser to be able to pin images from the web…Actually it is very easy to do this in Mozilla…

First click on the little "Star" symbol which is situated in the top right corner of your browser

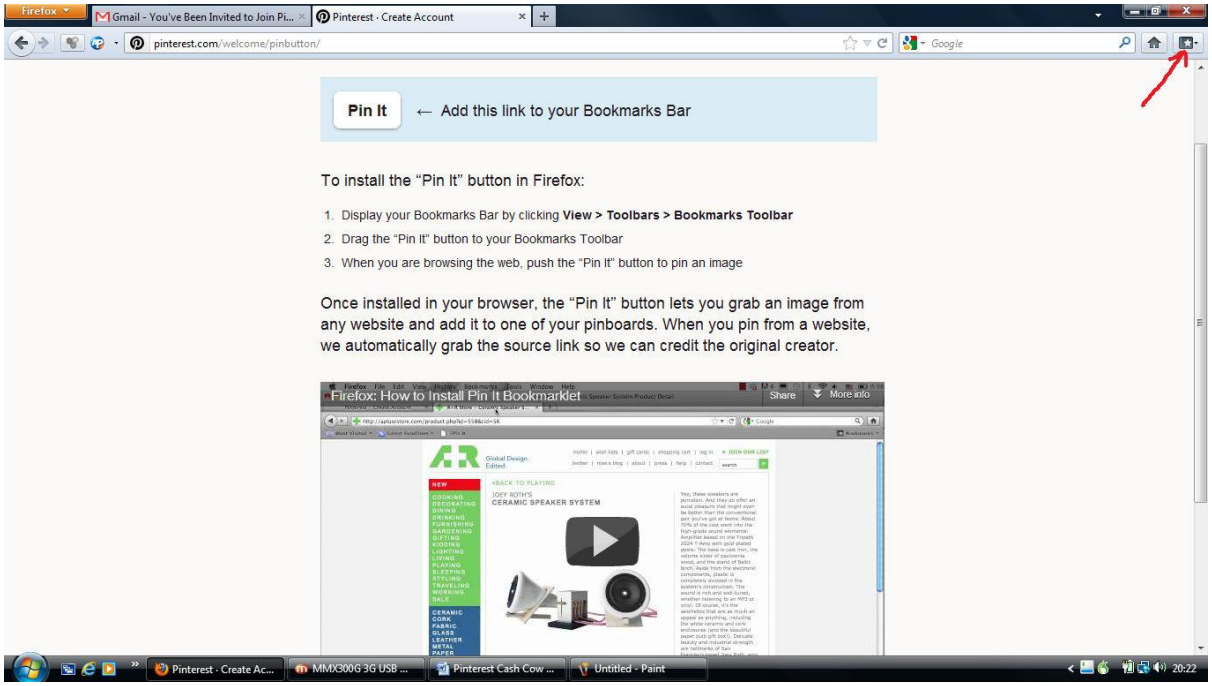

Next click on the "View Bookmarks Toolbar" option

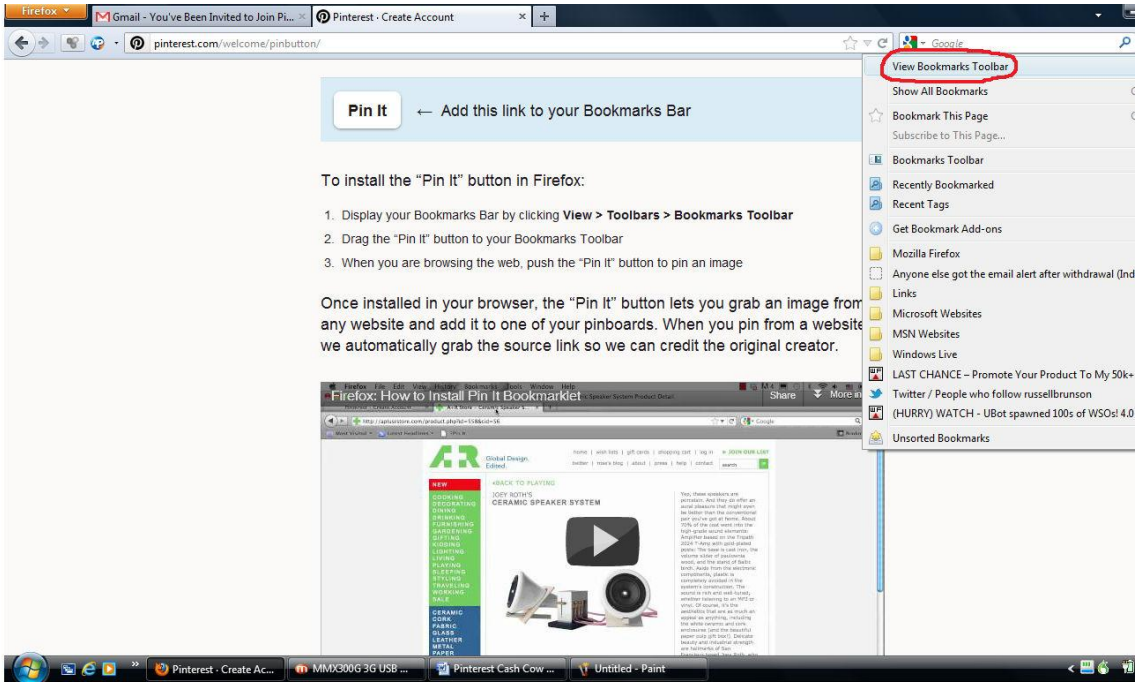

Now Just drag the "Pin It" button to your toolbar…Once added it'll look like this:

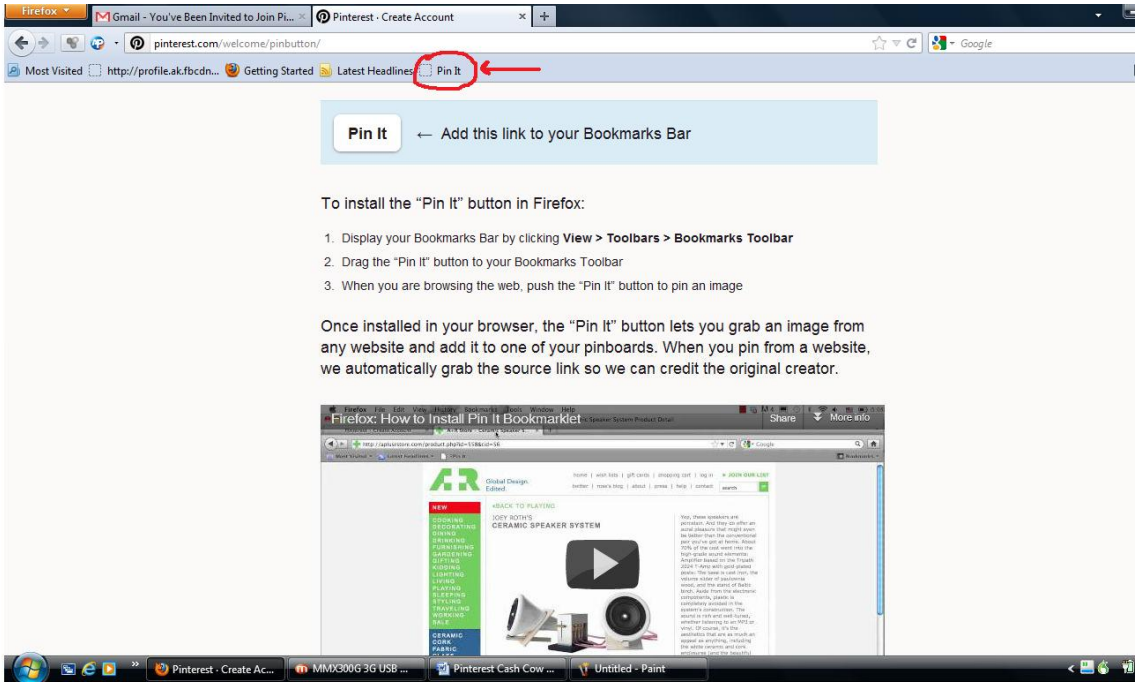

Now you are ready to pin any image available on the internet to your pinboards…It'll automatically grab the source link so whenever someone clicks on the images,he'll be taken to your site/blog or affiliate link.

How To Build A Loyal Follower Base…

Like with all other social networks,having a loyal follower base is very much essential to your success on Pinterest.

Before you start adding followers,I would advise you to create a few pinboards(according to the choice of your niches).

Following someone on Pinterest is a little bit different from that on the Facebook or Twitter.Here a user has two options:

1)He can follow a particular person's specific pinboard

2)He can opt to follow that person's account

When a user chooses the first option,he'll be notified only when some new item is pinned on that board(the one he is following).

In the second case,he'll be notified every time that particular person adds anything new to any of his pinboards.

In order to get the ball rolling just follow a few persons who are interested in your niche,re-pin their interests and comment on their boards…Most of them will follow you back.

If you are short on time,there is another option too…

Just go to http://Fiverr.com and search for "pinterest"(without quotes)

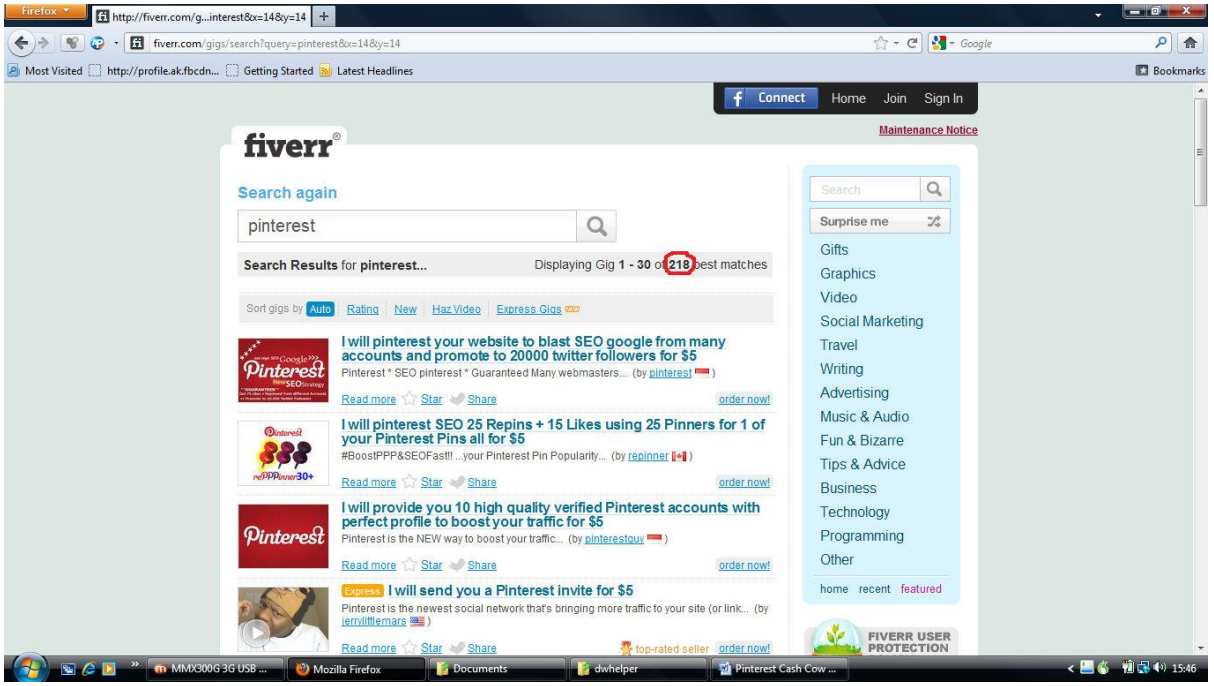

As you can see from the screenshot above,there are a lot of gigs related to Pinterest(over 200) and dozens of people are waiting to provide you a jumpstart for $5.



Just look at the screenshot…There is a person who is offering 500 likes to your Pinterest pin for $5 and there is another guy who'll provide 500 "likes" to your pinboard for $5…Then there is person who'll follow you and re-pin all your pins for $5.

These are some excellent offerings that you can use to set up huge viral marketing campaigns right away,literally for just $5.

Highly Potent Viral Ways To Get Thousands Of rabid Followers Within A Couple Of Weeks:

1)Share High Quality Visual Content:

Pinterest is a visual social platform so the emphasis should be on sharing high quality images(and videos) that generate curiosity and get clicks.

If you intend to promote physical products(products from Amazon and elsewhere),this can be very easy as most of the products there have attractive pictures…Many individual merchants will also provide you high quality images of their products as the promotional material.

In the case you are thinking about promoting CPA products or Clickbank products,getting high quality readymade pictures may be a little bit difficult as some sellers don't provide them...In such cases I would advise you to hire a freelancer to create a couple of attractive images that can be used to promote that product(make sure that these pictures relate with that product well).

If you are trying to build a following for your blog/site,I would advise you to use at least one high quality image in every post and then pin it(the image) at your pinboard.

Pinning infographics is also a great way to attract new prospects.The "Internet Marketing" niche is the most suited for such images but graphics and data charts can be used very effectively in almost any niche that can be imagined.

2)Interact With Other Like Minded People:

Regular interaction with other like minded members is the surest way to increase your following on any social networking site and once you gain a critical follower

base,the whole thing will start running on autopilot as your existing followers will do all the promotional work for you.

The best way to do this is find a few people who are interested in products related to your niche and start re-pinning and commenting on their pins…In this way,not only many of these people will follow you back,many of their other followers will start following you and within just a few days you'll be getting dozens of followers every day without any active effort on your part.

3)Create A Guest Pinner Gallery:

Creating a user generated pinboard is the MOST POTENT way of building a community of passionate people and taking massive leverage from other people's efforts.

This is very similar to populating a new forum.You can start creating such boards as soon as you have gotten a couple hundred followers…Just ask them to contribute to your board and they will be more than happy to share their favorite items.

If you are an info product marketer,ask your customers to contribute to your board…Your affiliates and JV partners can also be of great help here and they can provide you all the initial momentum to leverage testimonials in a unique,visual way.

Such communities are known to grow virally and if you play your cards right, getting a few thousand users to your board should not be a difficult task.

4)Host A Contest:

Hosting a contest is one of the most effective ways to advertise your products/brand virally and build a massive fan following.

Many marketers have used prize competitions (or some other incentives like free copies of paid products) and quizzes to build massive lists and instantly gain the expert status in their niches…You know,people are ten times more likely to share something(or follow you) when they have a solid incentive to do so.

If you have a list or a few hundred devoted blog readers,hosting a contest on Pinterest can provide you an instant jumpstart…In the case you don't have any

existing followers,I would advise you to hire someone on Fiverr to provide initial momentum to your contest.

The Automated Twitter Traffic Machine

Sneaky Trick To Get Thousands Of Twitter Followers In One Week:

Like Facebook,Twitter is growing fast.It has got around 200 million members and it is bound to grow in the future.

In the past couple of years,this amazing platform has been misused by marketers.While it is true that Twitter can send hundreds of hits to your site in no time ,you'll have to use it wisely and develop a proper presell funnel to convert those visitors into buyers.

If you follow the strategy outlined below, you'll get thousands of followers in any niche; cement your position as an expert which will then result in more traffic to your site and increased sales and revenue.

So first of all you would like to make a follower base of your own.Some people start following anyone they see.This is not the right way.You won't like to be followed by an Internet marketer if you are dealing in Golf niche.Obviously you want targeted followers only .

The Easiest Way To Get Thousands Of Followers In Your ▾iche:

To advertise your products and services,you need followers.Having a dedicated follower base is very similar to having a mailing list…There are basically two ways for getting thousands of interested followers in a few weeks:

1) Follow The Followers Of A GURU Or Authority Figure In Your niche:

One sure way to get targeted followers is to find an authority figure in your niche and start following his/her followers. According to my experience 30-50% follow you back.

If you don't know any GURU in your niche then type the name of that niche (or any related keyword) in Google search and find the names of the owners of a few top sites. Then type their names in twitter's "Find People" and start following their followers.

This Is How I Apply This Technique…
I login to my Twitter account and click on the "find people" link on the right sideThen I type the name of some popular internet marketer, say John Reese

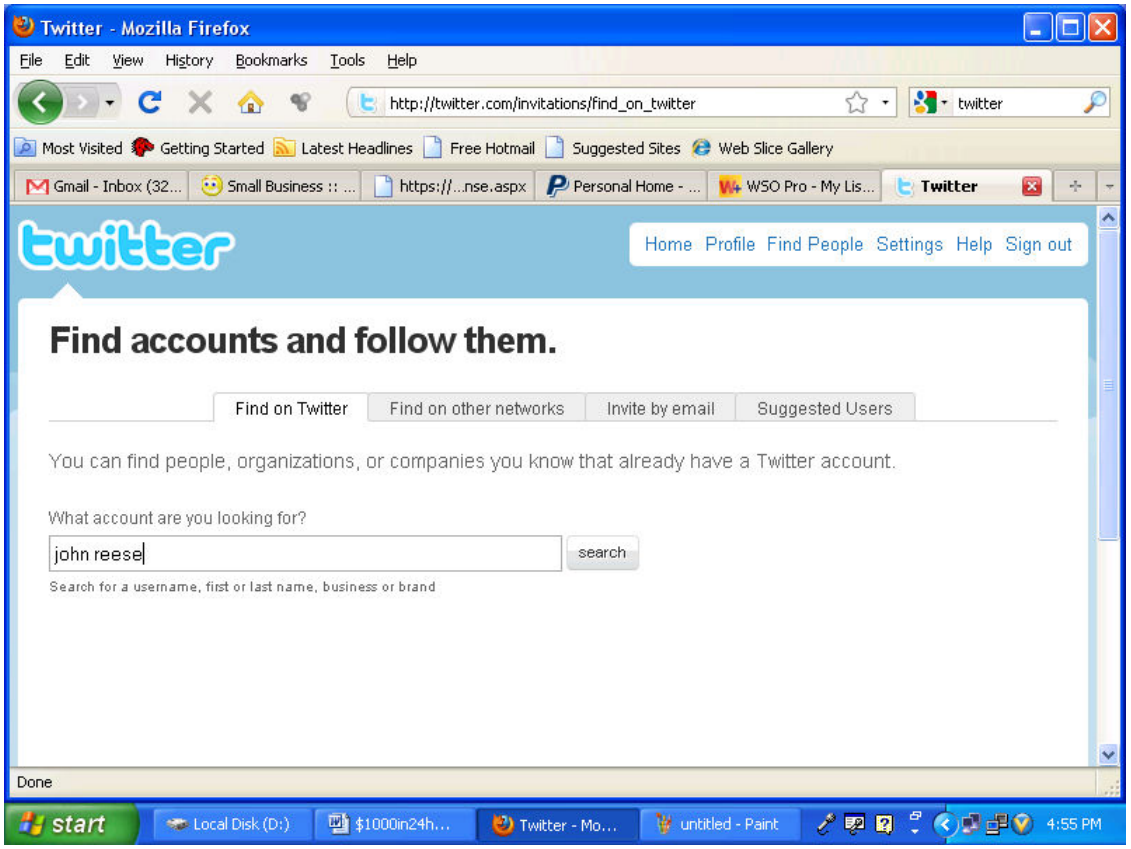
Twitter - Mozilla Firefox
File Edit View History Bookmarks Tools Help
http://twitter.com/invitations/find_on_twitter
twitter
Most Visited Getting Started Latest Headlines Free Hotmail Suggested Sites Web Slice Gallery
Gmail - Inbox (32... Small Business :: ... https://...nse.aspx Personal Home - ... WSO Pro - My Lis... Twitter
twitter
Home Profile Find People Settings Help Sign out
Find accounts and follow them.
Find on Twitter Find on other networks Invite by email Suggested Users
You can find people, organizations, or companies you know that already have a Twitter account.
What account are you looking for?
john reese
search
Search for a username, first or last name, business or brand
Done
start
Local Disk (D:) $1000in24h... Twitter - Mo... untitled - Paint
4:55 PM

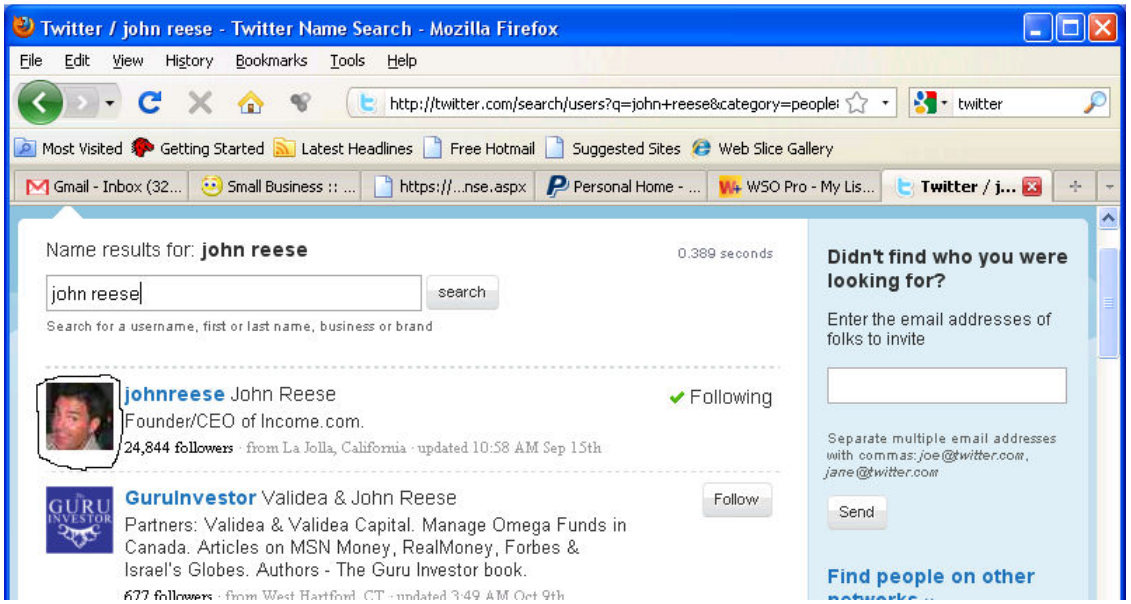

I click on his profile picture and go to his profile page.I can see he has 24,845 followers as of now.I click on the “followers link”.A page like the following one appears and I start adding them one by one.

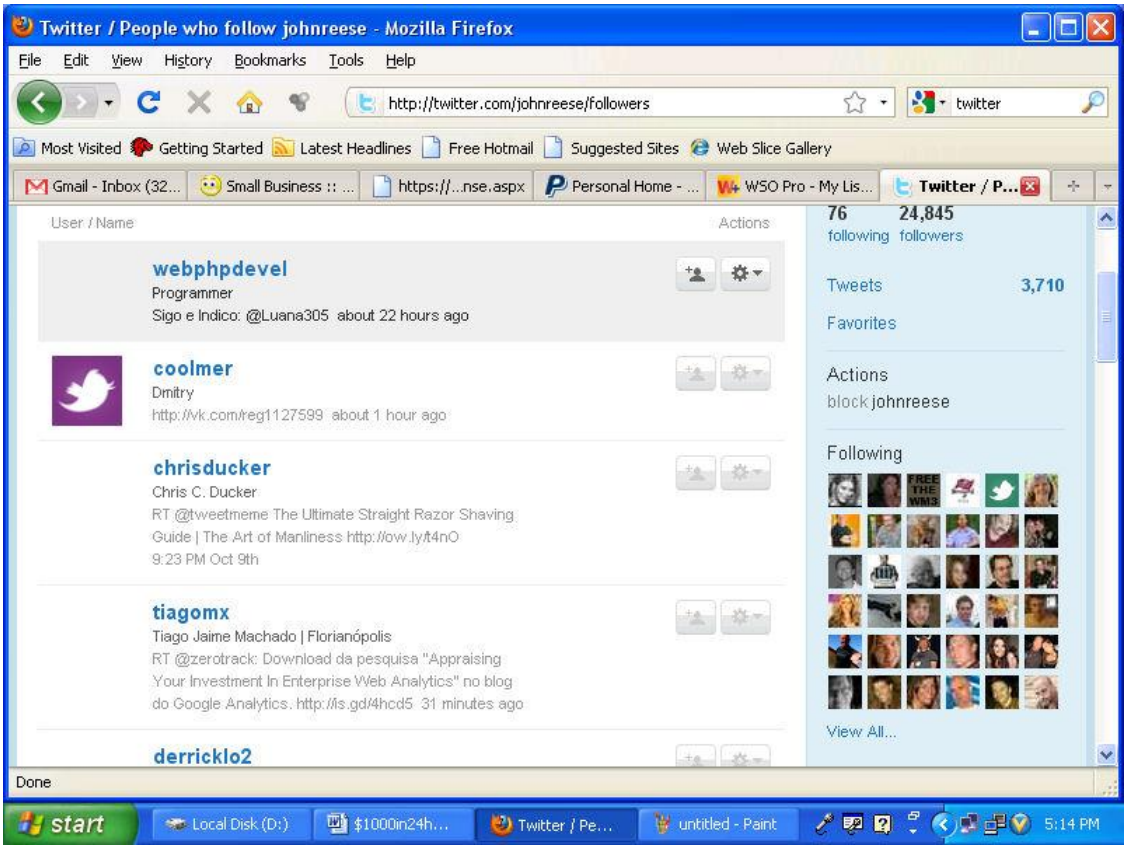

Twitter has now put a limit on the no. of people you can follow in a day.No account is allowed to follow more than 1,000 in one day

So initially I would advise you to follow 500 people in a batch.Keep a time delay of 12 hours between these batches.Thus in two day period you'll reach the 2,000 following mark. Now Twitter will not allow you to follow more people until a ratio between following and followers is maintained.

To maintain that ratio,you would like to unfollow the people who are not following you.You can do so manually but it'll take a lot of time so use a mass unfollow tool called "Twitter Karma".Go to http://dossy.org/twitter/karma/ and login with your Twitter username and click on the big "Whack" button.



You may need to wait for some time as this may take a few minutes. Once it loads you'll see all the people you are following. Next to their profile picture you'll see it says their names and "you follow them" and "they follow you".

You would like to UN follow the people where it says "You Follow Them" only and not "They Follow You". Check the boxes against their profile and hit the "Bulk Unfollow" button.



Repeat the above process a few times until you reach the 2,000 followers mark.

The other way to follow interested people is to type the name of your niche(or some of related keywords) in the Twitter search box which is found at: http://search.twitter.com/ and follow the people who have recently mentioned that keyword in their tweets.Actually this method is better than the previous one,as you get to follow only the people who are currently active.

Like I type “Make Money Online”.I get the following:

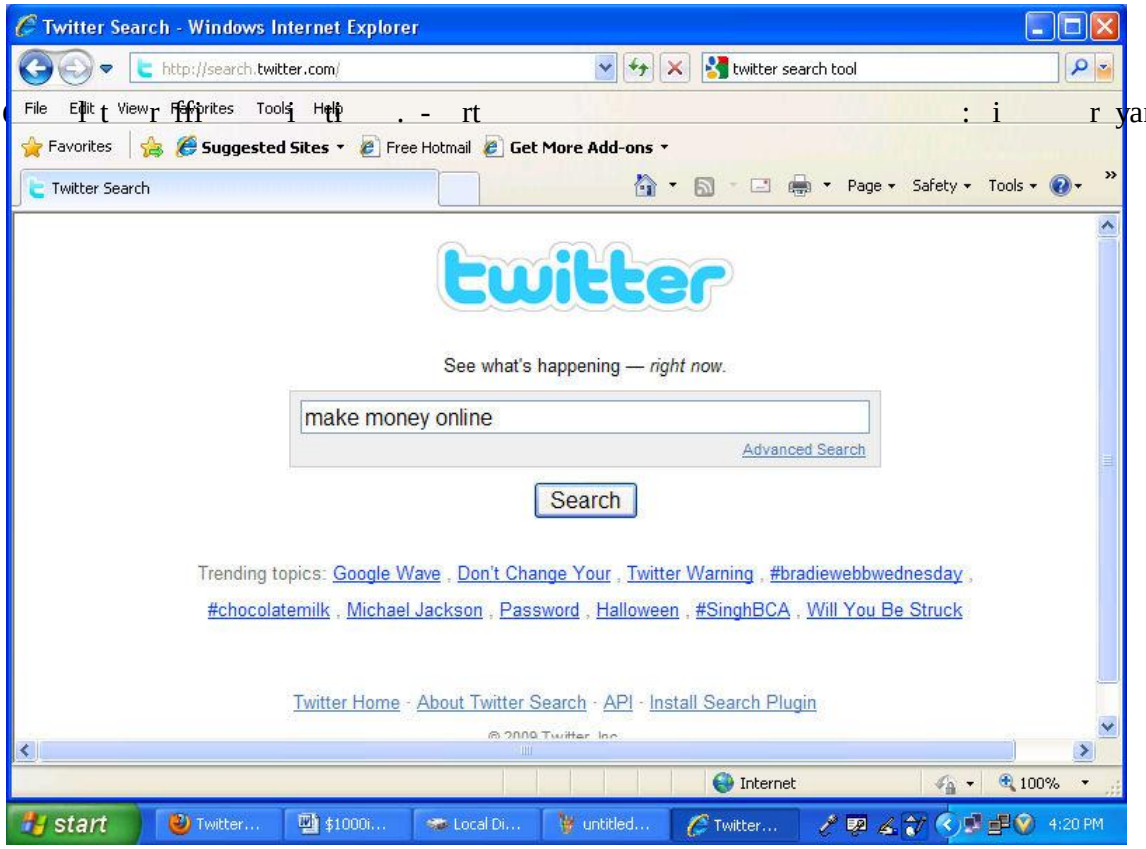
Twitter Search - Windows Internet Explorer
http://search.twitter.com/
twitter search tool
File Edit View Favorites Tools Help
Favorites
Suggested Sites
Free Hotmail
Get More Add-ons
Twitter Search
Page
Safety
Tools
twitter
See what's happening — right now.
make money online
Advanced Search
Search
Trending topics: Google Wave , Don't Change Your , Twitter Warning , #bradiewebbwednesday ,
#chocolatemilk , Michael Jackson , Password , Halloween , #SinghBCA , Will You Be Struck
Twitter Home · About Twitter Search · API · Install Search Plugin
Internet
100%
start
Twitter...
$1000i...
Local Di...
untitled...
Twitter...
4:20 PM

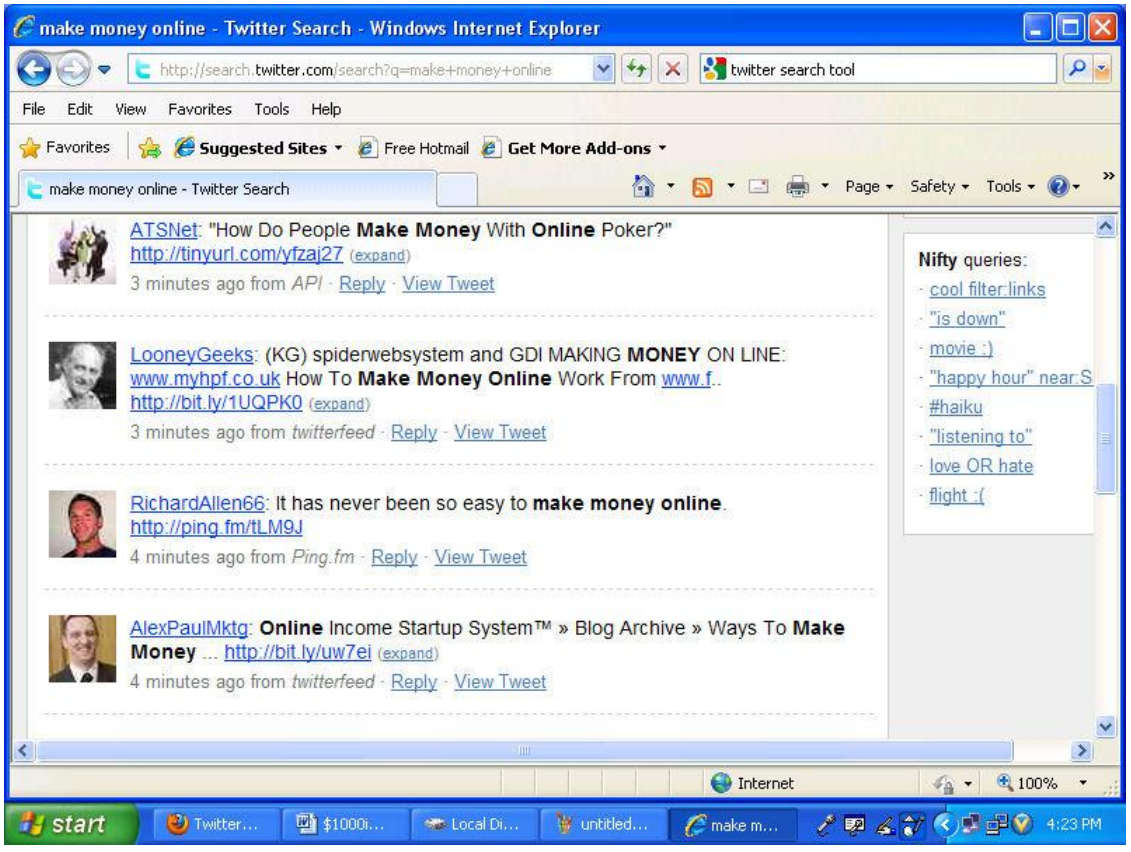
make money online - Twitter Search - Windows Internet Explorer
http://search.twitter.com/search?q=make+money+online
twitter search tool
File Edit View Favorites Tools Help
Favorites
Suggested Sites
Free Hotmail
Get More Add-ons
make money online - Twitter Search
Page
Safety
Tools
ATSNet: "How Do People Make Money With Online Poker?"
http://tinyurl.com/yfzaj27 (expand)
3 minutes ago from API · Reply · View Tweet
LooneyGeeks: (KG) spiderwebsystem and GDI MAKING MONEY ON LINE:
www.myhpf.co.uk How To Make Money Online Work From www.f..
http://bit.ly/1UQPK0 (expand)
3 minutes ago from twitterfeed · Reply · View Tweet
RichardAllen66: It has never been so easy to make money online.
http://ping.fm/tLM9J
4 minutes ago from Ping.fm · Reply · View Tweet
AlexPaulMktg: Online Income Startup System™ » Blog Archive » Ways To Make
Money ... http://bit.ly/uw7ei (expand)
4 minutes ago from twitterfeed · Reply · View Tweet
Nifty queries:
· cool filter:links
· "is down"
· movie :)
· "happy hour" near:S
· #haiku
· "listening to"
· love OR hate
· flight :(
Internet
100%
start
Twitter...
$1000i...
Local Di...
untitled...
make m...
4:23 PM

The next step is to go to click on profiles one by one,go to their page and hit the "follow" button.

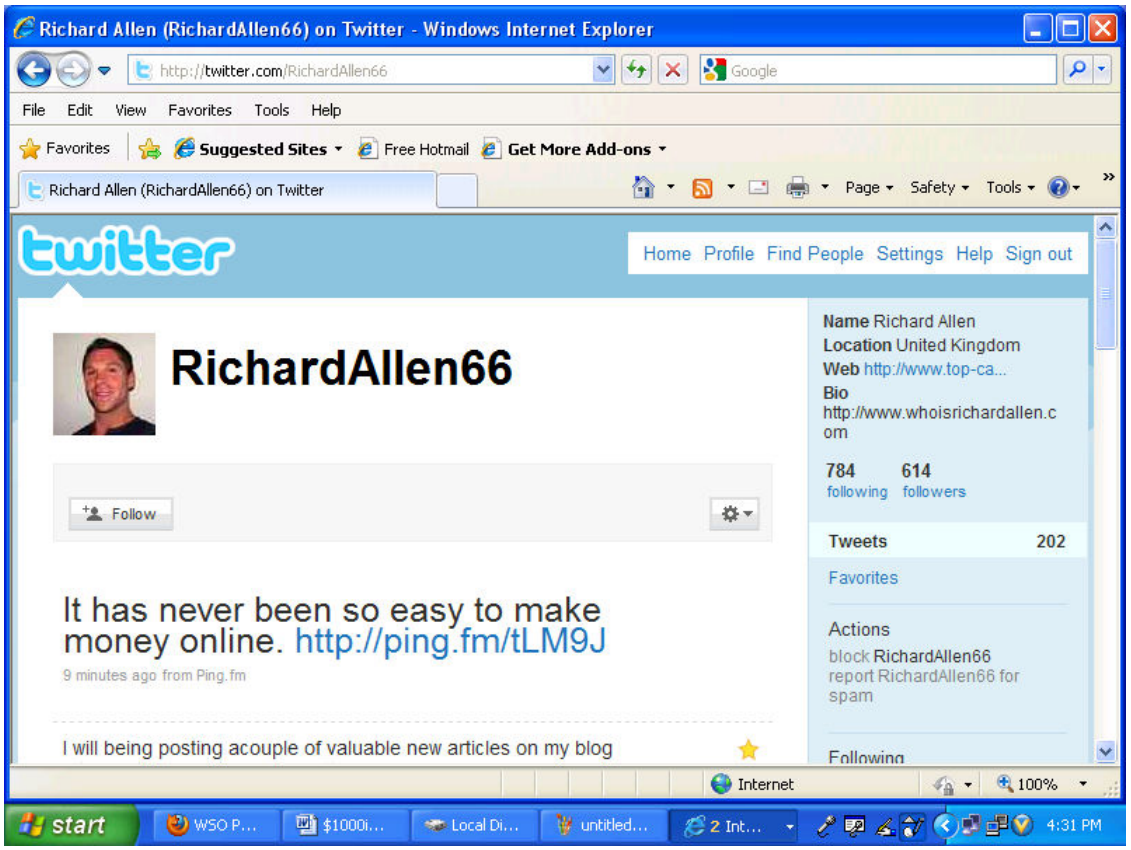

If all this following and unfollowing seems like a lot of work,You can outsource it for a few dollars at Elance,scriptlance or Microworkers.com .

There are some automation tools you can use to save a lot of time.Some of them are:

1)Twirhl:

This is a desktop application which allows you to see your Twitter feed directly from your desktop without having to login to your Twitter account every time.

Go to their site,download the application and save it to your desktop.Now login with your Twitter ID and you'll see a window like this:



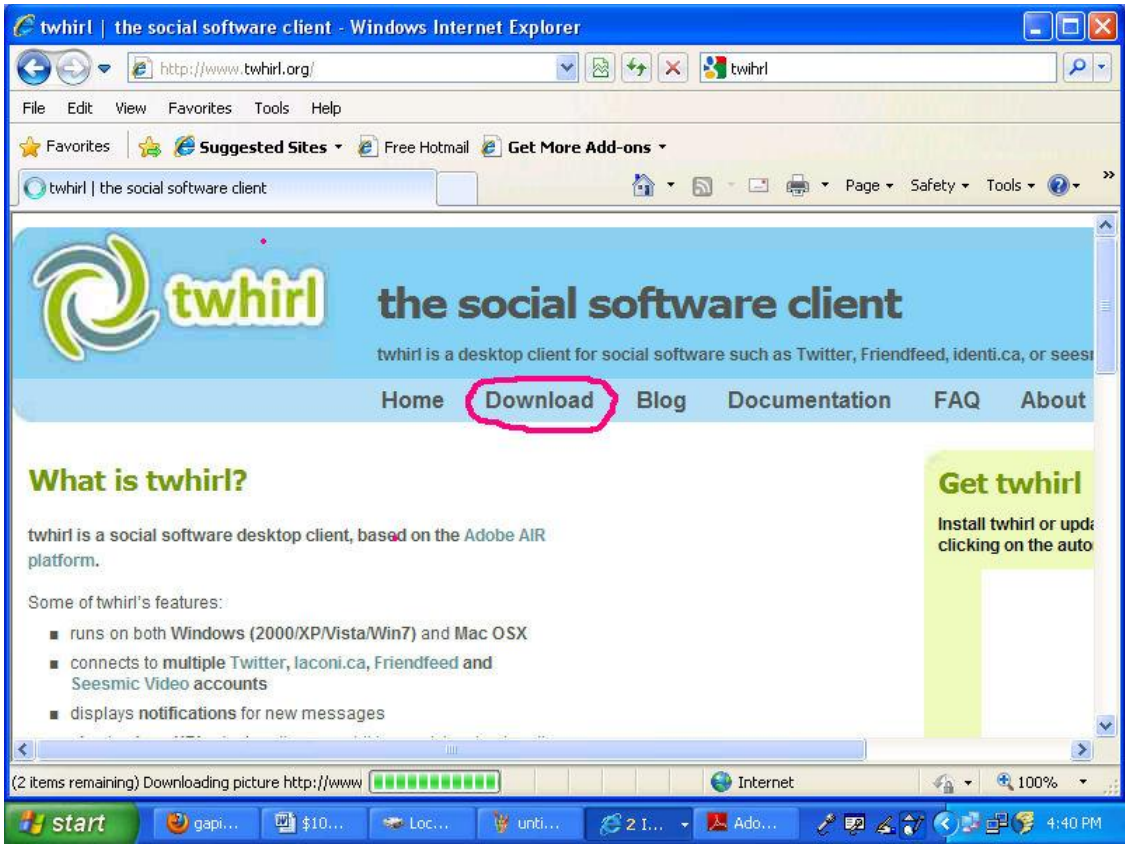

Now you'll be able to Receive and Send tweets directly from your Desktop.You can get this FREE tool at : http://Twhirl.org

2)Tweetlater(▾ ow known as Socialoomph.com) :

This is an extremely useful application and you must add it in your Twitter marketing arsenal.With Tweetlater, you can set your Twitter account to send an auto message to your new followers which says like "Thank you for following me".This makes your interaction with them more personal and also saves you tons of time in sending the thank you notes personally.

Go to;
http://Socialoomph.com

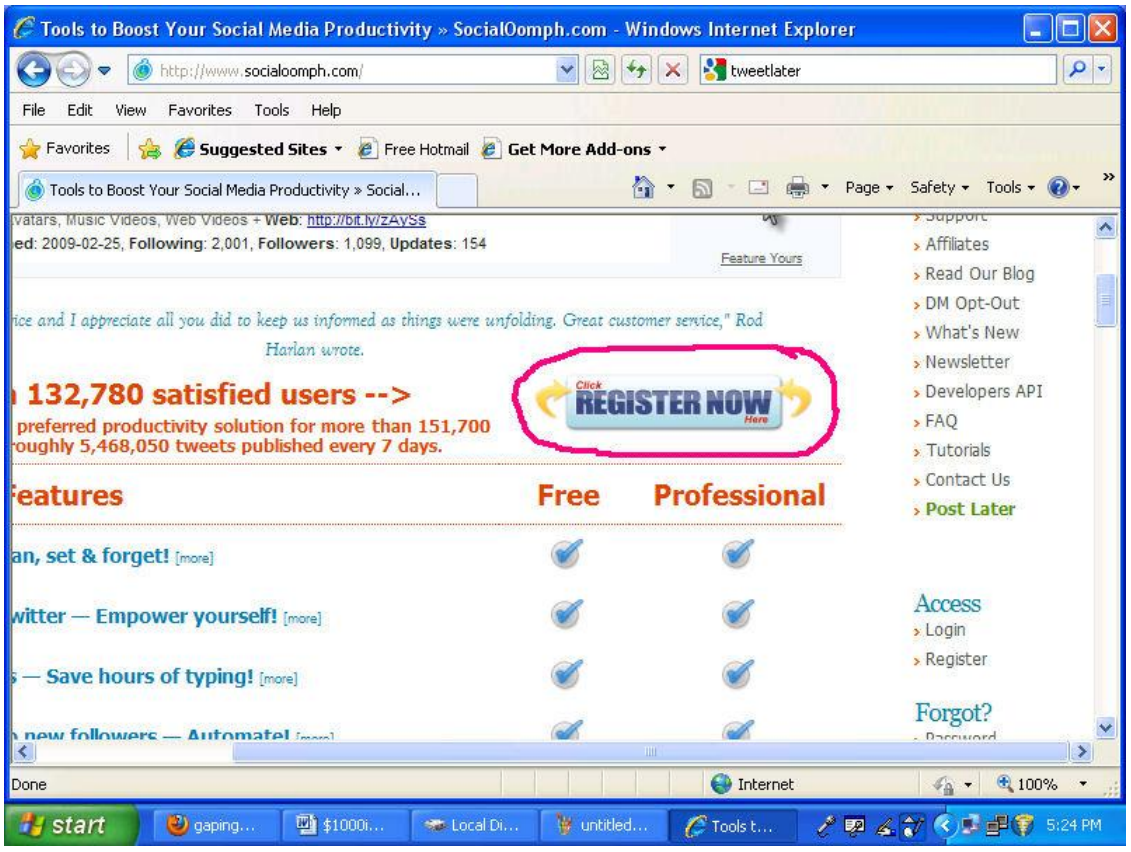

And hit the "register now" button.Once you registered,login and you'll see a page like this:

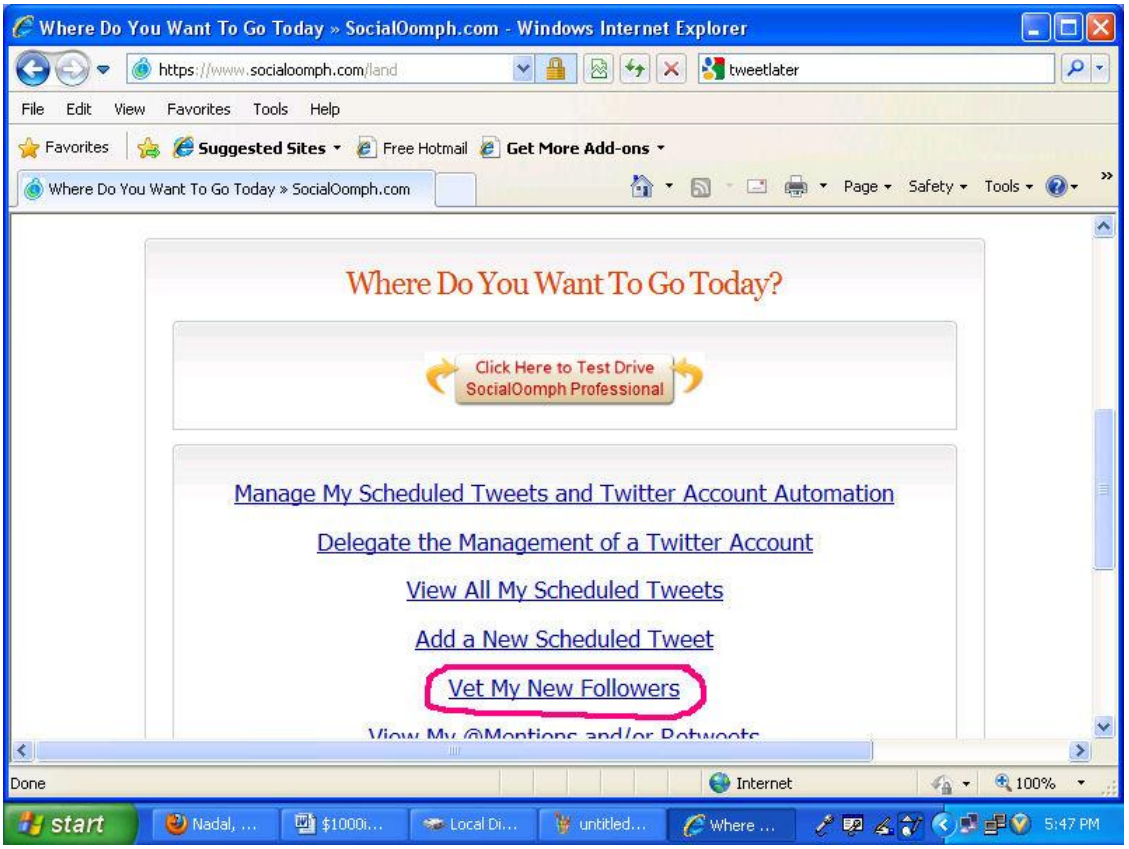

Click on the "Vet My New Followers" link.Then you'll be taken to the next page and asked to enter a message.Enter a message you would like to send your new followers(You can use the message given below if you like):

"Hi,how are you doing?Thanks for following me.I looked on your profile and it looks great.I am looking forward to hear more from you".

How To Use Twitter To Get More Traffic And Sales

Getting thousands of followers on Twitter is one thing and turning them into your subscribers and customers is another.Most of the marketers who are using Twitter are doing it wrong way.You might have noticed their posts.Normally these reads something like:
"Make $5,000 This Week .Click here" or "The best way to make $10,000 this month.Click here."

This is pure spamming and doesn't take them anywhere.First you have to understand what Twitter is and how it functions.

Twitter is a microblogging platform which functions as an intermediate between an e-mail message or blog post and an Instant Messenger.It allows you to send updates to your followers swiftly as well as get them from the people whom you are following.

To use it for the growth of your business,you may want to use Twitter search tool.It is located at http://search.twitter.com/

When you enter the keywords related to your niche or subniche,a list of Twitter users talking about that particular keyword appears.These are your potential buyers.The longer the list,the more popular the niche is.This also provides you an idea about the hotness of the niche.You can use those hot keywords in your articles to get more traffic. Also you can enter a niche which is currently hot on Twitter(This will help you in generating quick cash).

You can use a tool called "Twitscoop" to automate your Twitter Niche Search.This tool do permutations on Twitter search.When you visit their site,you'll see all the niche that are being mentioned on tweets.The bigger the size of font for the word,the more is it's hotness(The more people are talking about this).The site is located at:
http://Twitscoop.com

If you are looking for the hottest words in the past 24 hours,look at the right hand side and you'll see the hot trends for the past 24 hours.Click on the words and you'll be taken to all the Twitter users who have mentioned the word.

If you are going to create a new product ,this search will prove a boon for you.By looking at the hottest trends you can easily decide which niche is currently the buzz of town and likely to get you a lot of sales.

You may like to add "Twitterfeed" to your Twitter marketing tools.This site allows you to feed your blog's RSS to Twitter.Once this is set up,a new tweet will be sent everytime you update the content of your blog which in turn result in more traffic and increased sales.

How To Quickly Achieve Expert Status On Twitter:

In order to make the most out of your Twitter marketing efforts,getting yourself seen as an expert is very essential.Your followers are much more likely follow your recommendations if they perceive you as an authority in that field.

Actually this is not a difficult task,even if you don't know much about your niche.Just follow the points below to rise to that status quickly:

Be As Helpful and Genuine As Possible:

To establish yourself as an authority ,you'll first need to gain credibility and respect in the eyes of your followers.The most important thing is that you must never appear like a bot.Your follower are more likely to follow your recommendations if they perceive you as someone like themselves.

To Quickly Rise To "Expert" Status And To Win The Confidence Of Your Followers:

i)Link to an interesting article,video,blog post or press release.

ii)Your thoughts on any particular topic in that niche.

iii)What you are doing

iv)Reply to others' tweets

v)Useful resources

vi)Compliment other people.

vii)Ask relevant questions

viii)Support messages

When you tweet a link to an useful article(preferably yours but may belong to others too),you invariably gain respect in your followers' eyes.This helps you in two ways:

*You generate immediate sales:When your followers find your articles or videos useful,some of them may click on the link to your site which may eventually result in sales(This will surely happen if you prepare your presale properly).You should

never forget tweeting about the articles you have churned out or the videos you have created.

*You win the faith of your followers. Even though your initial tweets may not result in immediate gain, you will gain the respect of your followers who'll now be much more prone to your recommendations. This will help you immensely in the long run.

Offer Some Freebie To your Twitter Followers:
When someone starts following you,offer him some relevant and valuable freebie like free report,free software or free access to your membership site.This will instantly build a bond of trust and keep your followers looking forward to what you have to offer next.

Follow the above mentioned strategies and Twitter may well become your private traffic machine.

Mastering Facebook To Get An Avalanche Of "Buyer" Traffic

Facebook has grown so big that no one can keep it out of his traffic getting strategy.It has over 600 million active users and most of these people spend more time on Facebook than on any other site.

The Facebook "private messaging" system is in fact fast replacing the traditional e-mail and we as marketers have to alter our strategies in time in order to keep pace with this "social revolution".

A lot of marketers have already started to tap it's unlimited people power and new strategies are coming out everyday.In this section,we'll discuss various no cost and low cost ways to get targeted traffic from Facebook.

First we'll be discussing the free model…..
What do you think is the major difference between general websites and social media sites?? The main difference is that general websites are mostly one way

communication channels.These sites provide the site owner an opportunity to share his thoughts with his visitors,the same is not true for the visitors.So a communication gap always remains.

Social media sites enable their users to communicate on a more personal level.These sites provide you an opportunity to actually interact with your friends and followers.

The best part is that this one-on-one conversation is seen by all those who are following you,thus instilling amongst them a feeling of being connected.Once a person feels that the marketer he is dealing with is approachable and has a concern for his customers,he is 10 times more likely to buy from that person than from general promotions.

Now we'll be discussing our SECRET method to get truck loads of traffic through Facebook……

Facebook Friends' Dollars

If you have a mailing list,you know how powerful it can be.Just send one e-mail ,and a decent sized e-mail list can bring you a few thousand dollars at the least.

The same is true for the Facebook friends.In fact these friends can make you more money than a list of the same size, if you develop a strong ,positive relationship with them.

Lets now start……..

Facebook won't allow you to have more than 5,000 friends per accout.Here I won't advise you to create multiple accounts,but creating two accounts is ok.You can have one for your personal use and other one for your business.

It is better to have all your prospective JV partners added in your personal account and the general prospects in the business one.

So in total you can have 10,000 friends…….To get the most out of this limited no.,you would like to have friends who are really interested in the products and services you are offering.If you are in "make money" niche,you would like to

target people who are interested in making money online ,or looking for business opportunities ,or interested in "work at home" opportunities,if your niche is "weight loss",you would like to target people who are interested in losing weight.

How To Find People Who Are Interested In Your ▾iche?

This is rather simple .There are different ways to find targeted prospects,some of them are:

i)Search For Groups Related To Your ▾iche:

You can find a Facebook group virtually on any topic under the Sun.There are hundreds upon hundreds of groups in big niches.All you have to do is search for groups in your niche and add the members as your friend one by one.

Here I would advise you to limit your friend requests to 30-50 requests a day,otherwise Facebook may suspend your account for spamming.

ii)Have Other People Suggest Friends For You:

Since there is only so many friend requests you can send everyday,the key to get 5,000 targeted friends fast lies in others' suggesting friends for you.Researches say that on an average every Facebook user has 100+ friends ,so by getting your existing friends to suggest their other friends as your potential friends can build your friend list extremely fast.

You just have to request your existing friends to suggest suitable friends,they'll be able to suggest their friends by simply visiting your profile and clicking on the "Suggest Friends For" button in the left hand side of your profile.

iii)Provide Value:

Once you get a few hundred friends by the two above mentioned technique,don't just go after promoting everything under the planet.That could become the biggest reason behind the failure of all of your efforts.

Instead share useful content with them.If you can create the content then very good for you otherwise you can get some PLR material and share it with your friends.In the case you can't do any of these things,search for some useful articles or blog posts and share them with your friends.

You might wonder how providing value is going to get you more friends.Well,it will not get you friends directly ,but it is going to inspire your existing friends to suggest their near and dear ones to add you as a friend.If they feel that you are

someone who is going to add value to their friends,they'll not think twice before telling their kith and kin to add you as friend.

iv)Comment On Other People's Posts:

Once you get a few hundred friends,do take time to comment on the posts made by them everyday.Your positive,meaningful comments will go a long way to get other users adding you as a friend.

Now lets discuss some of our greyhat methods.These methods take advantage from the hidden loopholes in Facebook's structure and enable you to grow your friend list very fast,at the same time allowing you to have multiple such lists.These methods are well tested and you'll stay fully safe as long as you don't spam your friend list.

How To Get 1,000+ Friends In A Week…

Normally Facebook won't allow you to send more than 50 friend request a day and if try to cross that limit,they'll put limitation on your "friend request".So if you adhere to the traditional friend request,it'll take you months to gain 5,000 friends.

But there is a work around for this limitation…

There is function in Facebook that allow you to send friend request to thousands of people at a time.

Once you login to your Facebook account,you'll see a link named "Find Friends" in the top right hand corner,click on that and you'll notice a link in the middle of the page named "Upload Contact File"

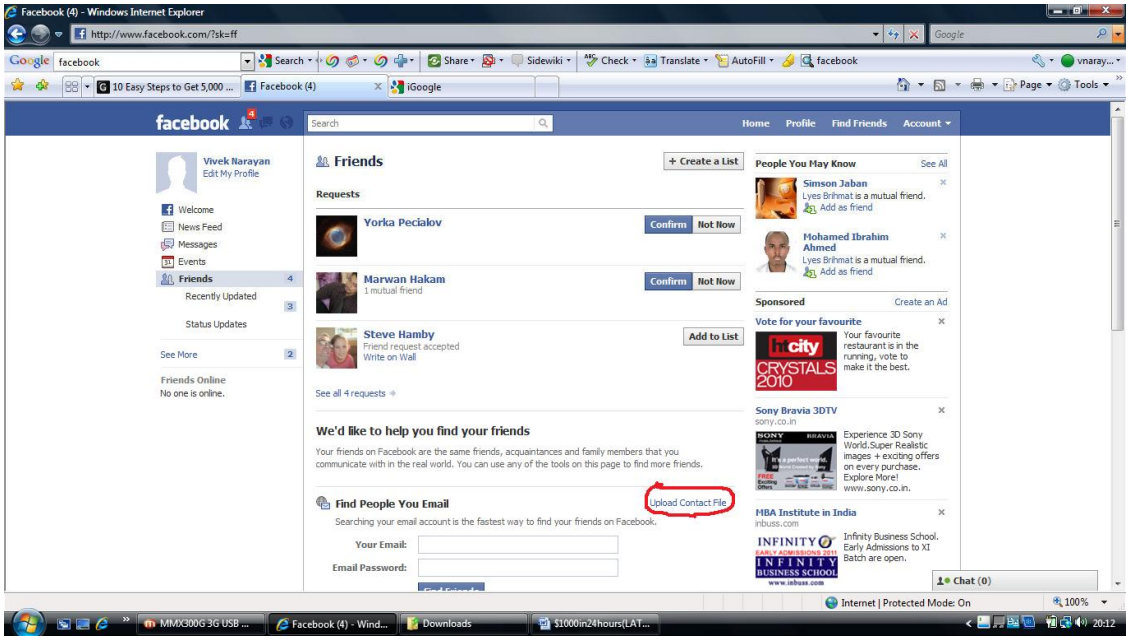

Click on that link and You'll be allowed to upload a list of contacts



This function is simply amazing and it allows you to upload thousands of e-mails at a time.The reason is that Facebook wants more new users and in an indirect way ,their friend add policy encourages the existing membes to bring new members than aggressively befriending the existing ones.

How To Find E-mails

Now the question arises,how to find e-mails? If you have a big mailing list then very good,what if you don't have a list?

There are solutions and I'll discuss two of them here…

i)Use An e-mail Extractor:

Using an e-mail extractor is a good way to generate contact list fast.There are plenty of extractors that will fetch fresh e-mails from all over the internet.

Then there are extractor tools that will fetch e-mails from Facebook itself and I must say that these are much better than the generic e-mail extractors.The facebook e-mail harvesters generate excellent results if your niche has a broad appeal(weight loss,dating,make money etc)

There are some extractors that extract e-mails from forums in a targeted niche.These are also powerful tools.These prospects are most likely to buy from you in the future.

ii)e-mail ID Generators:

While e-mail extractors are great tools to get you a contact list fast,there are some hidden drawbacks in them.First of all,they always extract the same e-mails everytime you use them.The second is that a lot of the e-mails they extract will be e-mails belonging to companies,while your need is individual's e-mails.

There is a viable alternative to the e-mail extractors and that is e-mail ID generators.These tools generate e-mails using common names of people.In this case,you can be fully assured that the e-mails you are getting will belong to real,live human ,not some companies .

These e-mail generators can produce thousands of unique e-mails in a very short span.They provide you an option of varying names,settings and domains,using different combinations,you can generate big lists of e-mails belonging to live people.

Below are a couple of e-mail generators you can use for this purpose:

http://SagaWebs.com

http://emailsmartz.com

So all it will take you just 5 minutes to generate a couple thousand e-mails.Save the e-mails in a text file.Next open a blank excel sheet,make two columns ,one for names and other for e-mails,now copy-paste the e-mails from the file you just saved.Leave the "name" field blank and save the file in .CSV format once you pasted all the e-mails.Your contact file is now ready to be uploaded.

Next proceed to Facebook ,login to your account and upload the file by clicking on the "Upload Contact File" under the "Find Friends" link.

Remember to have 3,000-4,000 e-mails in every file you upload ,as Facebook has a limit on the no. of files you can upload in a given time period.

The beauty of these e-mail ID generators is that about 40-50% of the emails they generate are usually live,working e-mails.Given the enormous reach of Facebook,many of these people will be there.So every time you upload 4,000 e-mails,you'll find that there are at least 500 of them are on Facebook and even if just 20% of them accept your friend request,you'll be adding 100 new friends every time you upload a new contact file.

As soon as you upload a contact file,Facebook will show you how many of them are already using it.Here you'll be shown the "Add As Friends" option.Before clicking on that button ,check the "Select All Friends" option.Now your friend invite will be sent to all these people.

After sending the friend request to those already on Facebook,in next window,you'll be shown the contacts that are not using Facebook.Here you'll be given an option to invite these non-users to join Facebook.Again check the "Select All" option and then click the "Invite To Join" button to invite these people to Join Facebook.

So you can see that your invite will be sent to both categories of people- those who are already using Facebook and those who are not it's members yet.You'll be getting friends both ways.

You'll need to be a little bit perseverant to exploit the full potential of this method.Upload 3-4 contact files(containing 4,000-5,000 contacts in each) in one go and repeat this 3-5 times a day.If everything goes fine,you should be able to add around 1,000 friends a week.

Please remember,this method of getting friends will generate best yields if you are working with niches having broad appeal.Smaller niches may not have sufficient no. of prospects among your friends.

The Secret Fanpage Cashcow Method

In the previous section,we learned the basic method of making money through Facebook friends..It is a great method and it can supply you with one perennial stream of targeted traffic.You should certainly add it to your marketing arsenal.

However the method I am going to tell you now, has the potential to make you $1,000+ per day almost effortlessly.This method makes the full use of the viral power of Facebook and once set up, properly provides you targeted traffic on autopilot.

The initial steps are same as the ones told in the previous method.Create an interesting profile and then start adding friends,follow the previous methods and have 5,000 friends.

The fastest way to get 5,000 friends is to use the "contact upload" feature of Facebook….You know that Facebook activities go viral because here other users(your friends) see your activities and in a lot of cases they do the same,then their friends see their activities and they repeat the same.The whole thing goes viral in just a few days.

For example,when you add someone as friend,your friends see it as soon as they login to their Facebook account and some of them go on to add that person as their friend too…This is especially true for the people with similar interests.

Likewise when someone adds you as a friend, his/her friends will be notified about this and some of them would certainly add you as their friend .

Once you have around 5,000 friends,the real fun begins…. Now your job is to create a fan page……

How To Create A Fan Page That Attracts Fans In Droves

First thing first,your success start with a winning name for your fan page.You should always name it according to your niche and try to include your main keyword ,as your fan page will be shown in the search results.

Just proceed to:
http://www.facebook.com/pages/create.php

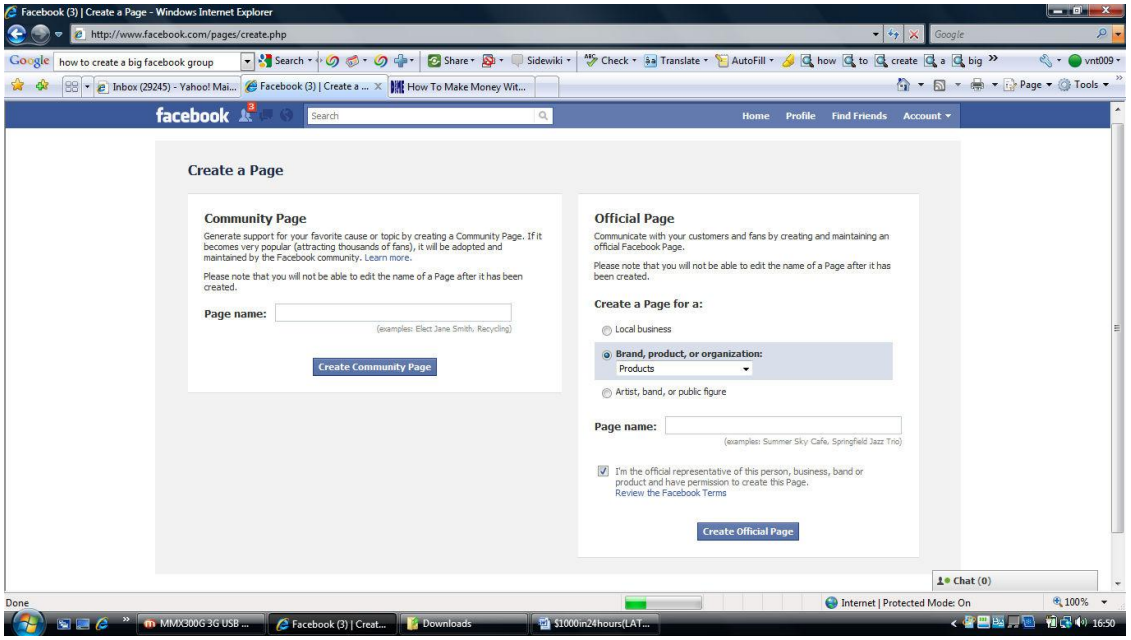

In the right side,there is an option of creating an "Official Page",select the "Brand,Product or Organization" option ,give your page an appropriate name and hit the "Create Official Page" button.

Now come to the design of your fan page.A raw fan page consists of a wall,feed,photos,videos and your list of fans.Though it has sufficient functions,you would like to upgrade and expand if you want to grow your fan base beyond your friends and acquaintances.

Making your fan page more interactive and graphically attractive are two aspects that will tremendously increase the popularity of your page.Facebook Application Directory enables you to make your fan page more interactive with just a few clicks.It is found at:

http://Facebook.com/apps

A nice picture will also add flare to your page.To add more flare to it ,put a sharp graphic linking to your website or a flashy banner promoting some contest(A contest can be the biggest catalyst for your visitors to join and continually visit your page).

If you have some knowledge of coding or there is a web developer at your disposal,I would advise you to create your own app.It will allow you to put your brand on it and personalize it the way you want.Remember,putting an interactive application on your fan page gives the users a reason not to just become fans but continually visit the page and interact.

Always keep your fan page fresh and updated.Holding frequent contests is a great way to have your fans not only visit your fan page but your website or blog too.Don't arrange fake contests though.Offer some real prizes and post the names of the winners of your previous contests ,it's a great way to build confidence and grow interest.

Once Your Fan Page Is Ready……..

Having a few thousand friends and a winning fan page is like having 80% battle won.As soon as the page is ready,hit the "suggest to friends" button available at your page.You'll experience the viral power of Facebook soon after….it's not uncommon to grow your fan base to 50,000 or more fans,starting with just 5,000 friends.In fact,once you get this viral experience,every other traffic getting method may appear futile to you.

How This Viral Effect Work?

Once at least 1,000 of your friends join your fan page,ask them to suggest this page to their friends.A few hundred of them will oblige you and this will result you in getting thousands of new fans,considering the fact that an average Facebook user has 100+ friends.

After getting a few thousand friends,you can just sit back and relax,the viral mechanism of Facebook will ensure that you keep getting hundreds of new friends everyday.

However,I would advise you to post as much useful content as you can.In that way,your page will be indexed in search engines for your main keywords and you'll get more fans and targeted organic traffic without any extra effort.

Any marketer,who has a large fan base and who has taken care of his fans will tell you that Facebook fans are in no way inferior to list subscribers when it comes to follow your recommendations.In fact ,these guys prove to be more rabid buyers as a result of the continuous interaction at your fan page.

Facebook Groups:The Perfect Viral Traffic Machines

900+ million people, spending in excess of 15 billion (yes, you heard me correctly, billion!) minutes a month of superb interaction time; this is certainly the astronomical capacity of the Facebook. As net entrepreneur's, its most critical we make use of the money-earning power of this sort of a major targeted traffic source. It was previously thought that Facebook was a web site users visited to socialize, not really to buy; just how completely wrong all of us had been! Day by day, top online internet marketers are extracting preposterous sums of earnings through this particular un-tapped, and under-exploited cash pool.

Now you are going to discover my exact method of making insane amount of money through Facebook Groups…..

Before you proceed ,it's imperative to select a niche that is proven to sell at Facebook.Weight Loss,dating,ringtones,tattoo,sports betting,make money etc are niches that have a big user base interested in them.

Once you identified a lucrative niche,create a new Facebook account.I won't advise you to play with an existing account.

Your next step is to join as many groups in your niche as you can.Facebook contains hundreds of groups in all big niches and the bigger of these groups contain hundreds of thousands of members..Join and post in these groups regularly.Give away as much content as you can,so that other group members perceive you as an expert in that field,remember,what you give ,will come to you hundreds of times multiplied.

After building trust with fellow group members,you can subtly promote your products,affiliate products ,CPA offers or whatever you want.However there is a more effective way to utilize this traffic.

In this method,instead of sending these users directly to your sales page,you'll be first getting them to join your own group.Having your own group will provide you more options to brand and interact with your group members.

Creating a group is not difficult.Once you login to your Facebook account,you'll see a link named "Groups" in the left side of your page

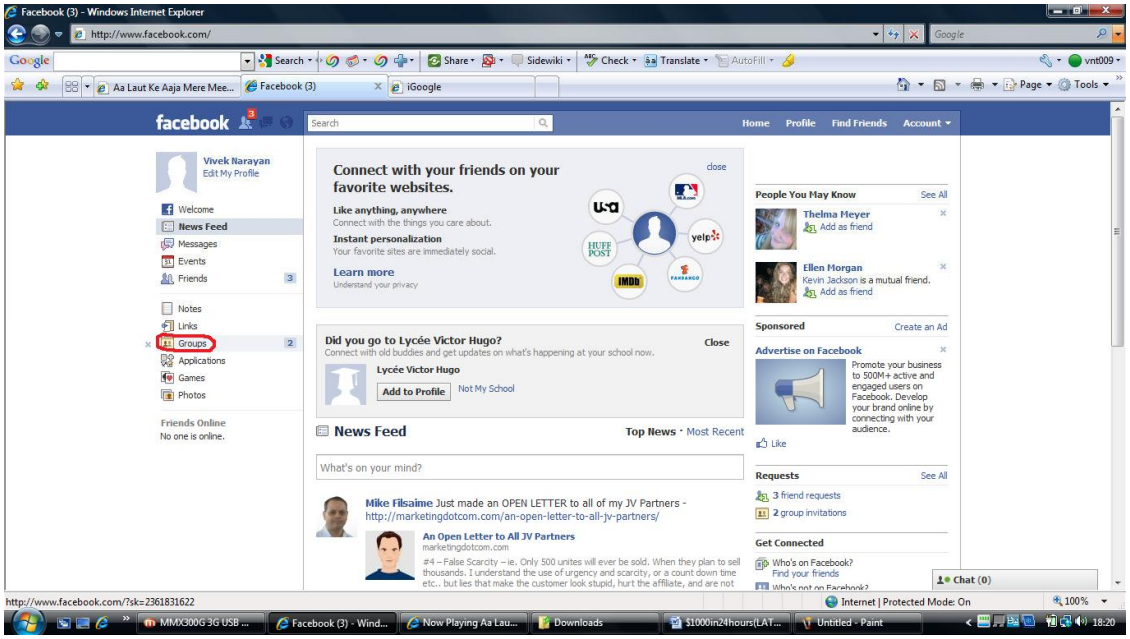

Click on that and you'll see a button named "Create A Group"

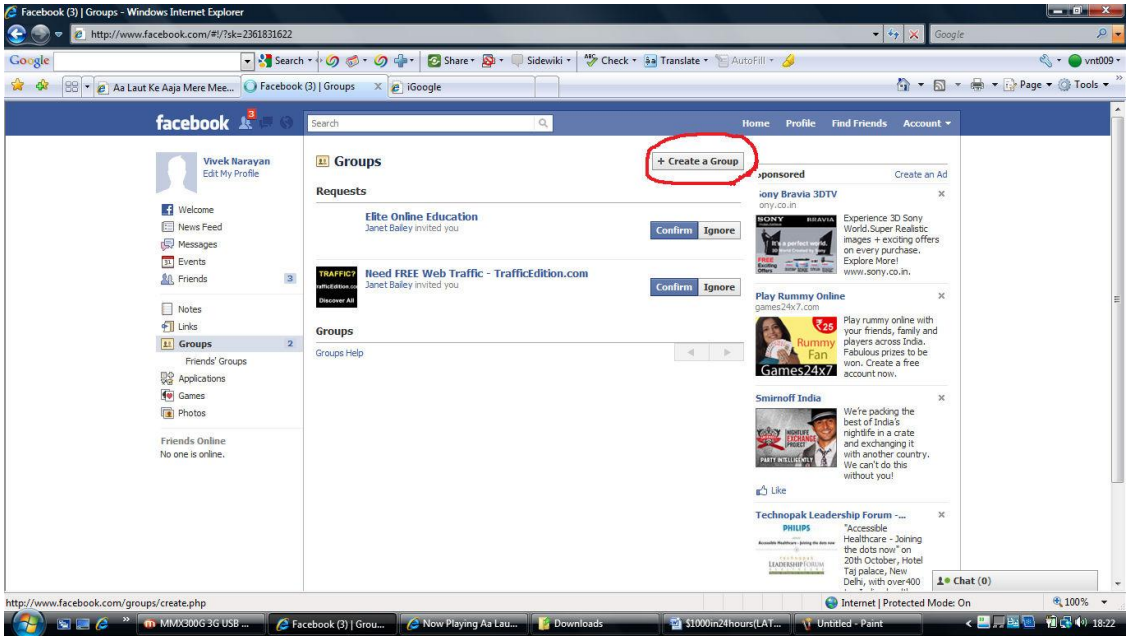

Click on that button and you'll see a page like this:

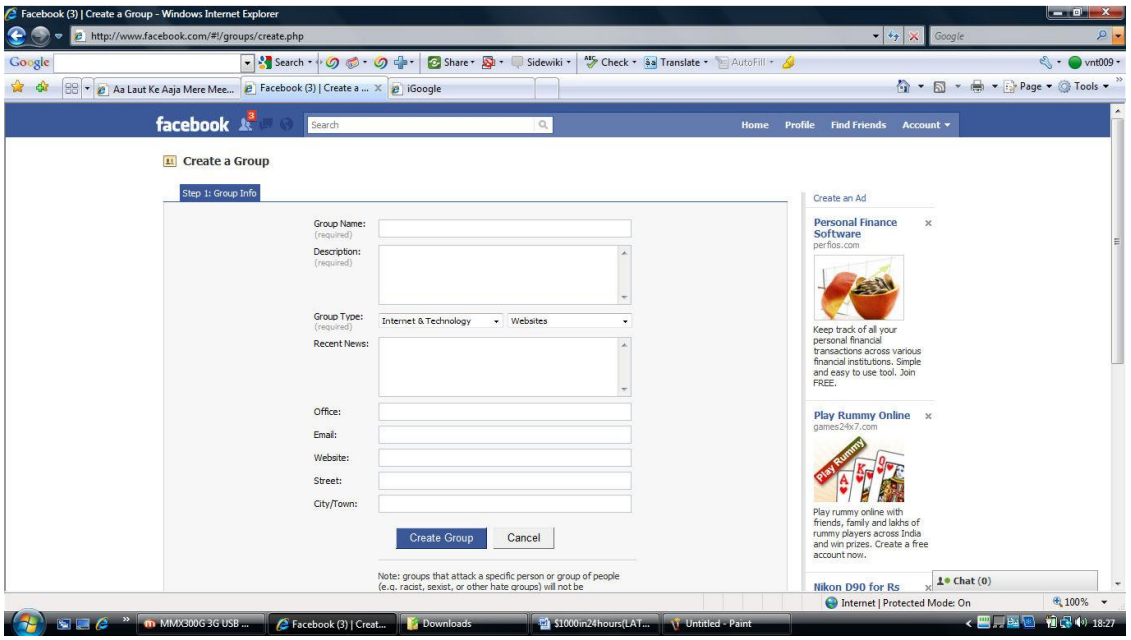

First you have to give your group a name,you should choose an attractive name matching with your niche,don't forget to include your main keyword.
In the next step,you have to describe your group.Write a brief description about the theme and goals of your group,try to include all the prominent keywords related to

your niche(but in a natural way).This will help you in getting ranked fast.Next there are some general settings,fill them up and hit the "create group" button.

Once your group is created,you would like to invite users from other related groups.You should not face any problem in that as you have already built enough confidence among other users.

Facebook groups have proven to grow bigger than groups anywhere else,some of them have grown so fast that they added 1 million plus new members in just under a week.The reason is that these groups provide the ultimate platform to interact,share thoughts,feelings and content ,and ask questions from other members,users simply love these communities.

Once you have a few thousand members in your group,you should start working towards monetizing them.I would never advise you to spam your members.That will kill your moneymaking potential right away.

Instead,in the beginning you should try to provide as much value as possible.Share free reports,articles and informational videos with your group members,share your knowledge in the posts you make and try to solve other members' difficulties,the stronger bond you develop with your group members,the more money you'll make.

Once you feel that your group members have enough confidence in you and they would follow your recommendations,try to introduce your products subtly.You shouldn't appear to be trying to sell something,instead your recommendation should appear as integral part of the knowledge you are sharing with your group members.

Just follow the above mentioned guidelines and your group will grow continuously,making you insane amount of money in the process and firmly establishing you as an expert in the field.

$1,000-$10,000 Per Day With Facebook Social Ads System

How can we forget about Facebook Advertising Platform- Facebook Social Ads? There are some internet marketers who are already making as much as $10,000-$50,000 A day by using this platform.Lets take a deep look at the mechanism and scope of this advertising system…….

As the no. of Facebook users have crossed the 900 million mark and Google is screwing tens of thousands of internet marketers ,the internet marketing community is fast turning towards Facebook social ads system to provide targeted traffic.

Low CPC(cost per click),highly targeted traffic and friendliness of Facebook support system have made it the favorite traffic getting platform of many internet marketers and the trend is just picking up.

Using this targeted system,not only you can tap on the huge database of people dying to purchase your product but also avail some of the special features it provides compared to Google Content Network.

Facebook displays these ads in the usually in the right hand side of a person's page. These are called "social ads" because they appear alongside the related activities the member's friends have performed.

In this way these social ads can become the part of daily conversations and spread virally.

Another great thing about the Facebook advertising is that it allows pin point targeting.You can target your audience by their age,sex,educational background,relationship status,interests,hobbies and geographical location.

Just start creating an ad(fill up the URL,Title and Text fields) and you'll see various targeting parameters like country,age,sex and interests.You'll also see a link titled "Show Advanced Targeting Options",

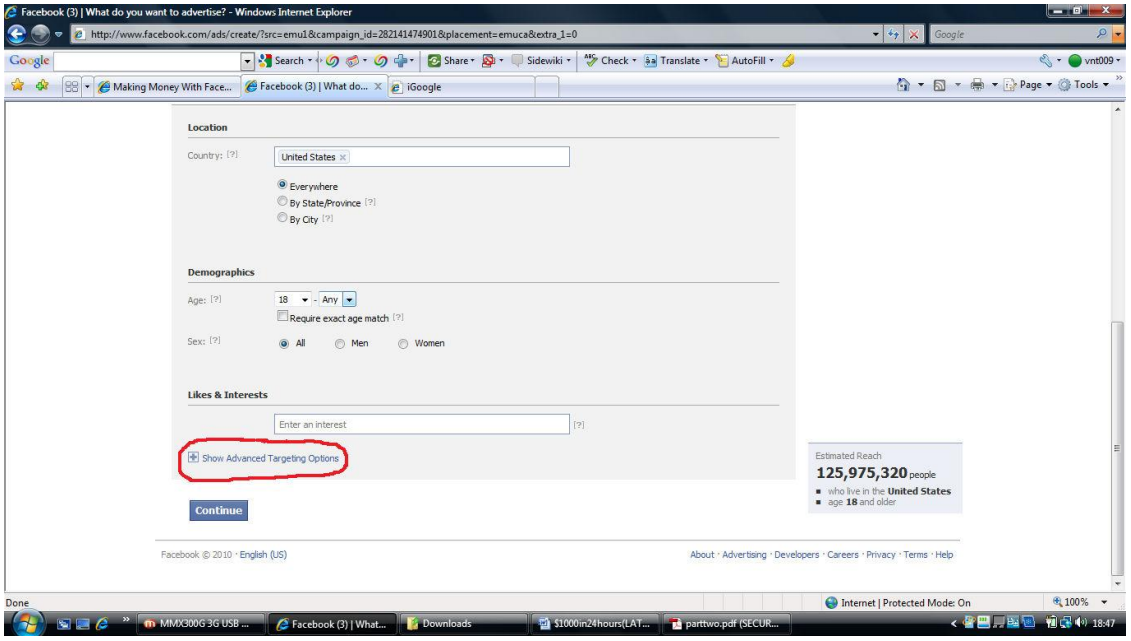

Click on that and you'll see more targeting options

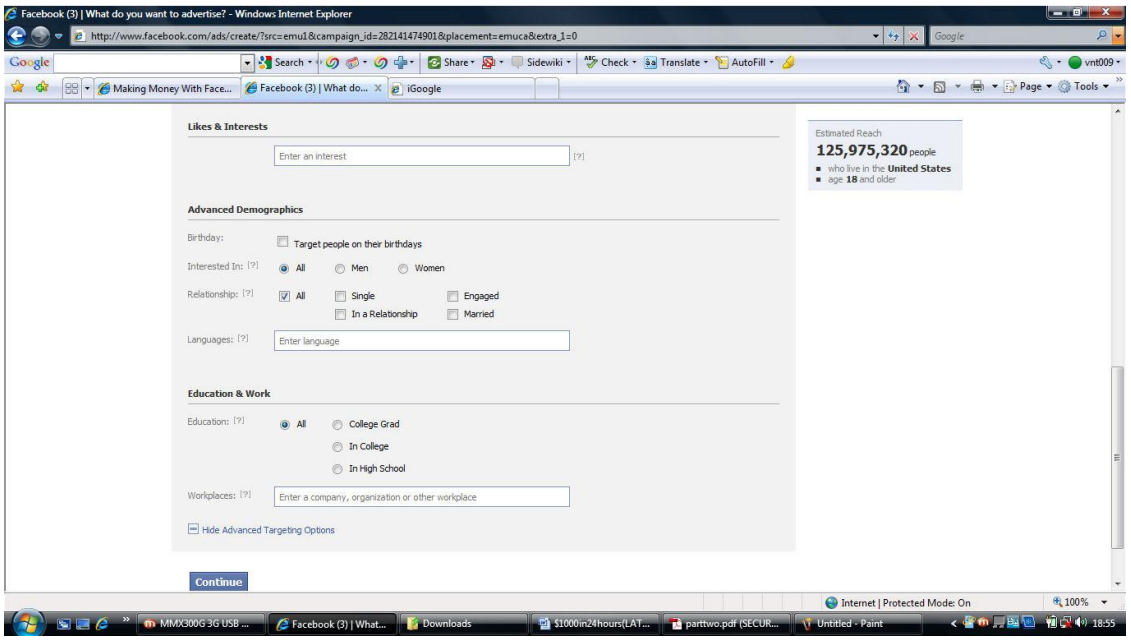

These options are- education,relationship status,love interest and the language they speak.Here you can specifically set parameters according to the requirement of your product/service/offer.

You can use “Google Insights” to find the demographics of your market.It’ll show you the exact geographical locations where your product may be in great demand .

Creating A Facebook Social Ad

By now,I think you should have become familiar with the basic mechanism behind the Facebook ads and options they provide you for narrowing down your audience.Lets now proceed to create our first ad……

Step1: Define the target URL,create a headline(should be closely related to your niche,use this space very wisely as you can use max 25 characters),write body text(should include your main keyword) and add a related picture(if you have one.I would advise you to use your e-book cover).

Step2: Decide if you want the landing page to be your own page(your squeeze page,sales page or an affiliate sales page) or something on Facebook like a page,fan page,group,application or event.

Step3: Target your audience according to their age,sex,geographical location,relationship status/interests,education,workplace or language they speak.

Step4: Set your daily budget and display schedule(continuous or with a defined start and end date).

Step5: Choose your advertising model-CPM(cost per thousand impressions) or CPC(cost per click) based and maximum bid amount

Step6: Review your ad(this is necessary as you’ll not get the option of editing your ad once you submit it for review),enter your credit card information and hit the “Place Order” button.Now you are all set to go….

Your ad should get accepted if you have followed the Facebook advertising terms and the offer you are presenting is acceptable to Facebook.

If somehow your ad gets rejected,revise the text used in the title and body and see if the picture you have used is violating any guideline.Now submit it for review once again .

If your ad gets rejected this time too,then you can be certain that the problem lies with the offer and you can't do much in this case.

Test ,Track and Tweak Your Campaigns

One thing is certain,you shouldn't start dreaming about making thousands of dollars a day just by putting up an ad on Facebook.The people who are making that kind of money ,constantly test ,track and improve their campaigns to generate winners.

As you know ,you can't edit a Facebook ad once it goes live ,but you can certainly create a different ad to find which one converts better.

Since there are only 3 elements within a Facebook ad,it pretty easy to test different combinations and find out the winner.

These 3 elements of your ad are:

***The Title**

***Body Text**

***Picture**

Suppose you are getting poor return from an ad and want to improve your ROI,so what you do is change the headline and body text,leaving the picture unchanged.If your ad performs badly in spite of making this change,the thing you would like to change is the picture you have uploaded.

If your ad doesn't generate positive ROI after changing your picture too,the best thing you can do is to move on and create another ad from scratch.

After testing a few combinations,you'll find a winner.As soon as you get a winner ,increase your ad spend and try to squeeze out all the traffic you can get.In order to maximize your revenue ,you can also go on to test the winning ad on related demographics.

For example if a particular ad is performing very well with the US audience and you have not included any other country in your campaign,you would like to add the UK,Canada,Australia and western Europe in your list of the target countries.

One more thing,if you are sending the traffic to a squeeze page and are just breaking even on the front end,I would advise you to carry on if the niche carries repeat business potential(can make you money in the follow ups).

How To Get Hoards Of Targeted Visitors By Advertising On Facebook Apps

There are currently 100,000+ applications on Facebook and hundreds of more being added everyday.Some of these apps have got enormous userbase,like Farmville which has more than 80+ million active players(at the time of writing).

The cumulative reach of these apps is as big as that of Facebook itself and one special thing about these users is that they are generally extremely enthusiastic towards the app they use.To demonstrate this,I would like to take the case of Farmville itself,30+ million people(more than a third of all of it's users) play this game everyday.

The apps can be very addictive and they boast of a user loyalty like no one else.By showing your products/offers from right within these apps,you can generate a ROI like nowhere else.

It's very easy to get your products advertised within these apps.Using Adbrite's Facebook App Channel,you can purchase advertising space within these apps.

You'll just need to create an Adbrite account and target your campaigns to the apps of your choice.Ad creation process is very similar to that of the Facebook Social Ads .

As with other advertising channels,your success with Facebook Apps depend on your testing,tracking and willingness to improve.Test different apps,different ad combinations and track everything to see what combination turns out to be a winner.

If a campaign generates positive ROI,increase your ad spend to get maximum exposure from that app,also think about advertising on all other similar apps.

Even if you are just breaking even(and you are collecting leads) from your front end sales,continue your campaigns and try to squeeze out more money from your backend promotions.

But,if some campaign is losing heavily and you are not sure about recouping that money in your follow up promotions (or the niche doesn't carry much repeat business potential),just delete that campaign and move on.

The Facebook Apps Millions

Do you know the Facebook property that will make you the most amount of money? It's not Facebook friends ,or fans,or groups,or Facebook ads,in fact the combined income from all these resources cannot compete with the tool I am going to tell you about…..

These little,amazing tools are called "Facebook Apps".An "app" or application is by definition a tool that enables your users to do something special.It may allow them to play games,add something interesting/weird to their profiles,do something funny,or perform some special tasks.

There are thousands of apps and dozens more are being added everyday.These little tools add value to their users and provide their developers an option to make money through them in various ways.In fact an insider report recently stated that about 55% of all the Facebook revenue(estimated to be around $2 billion in 2010) comes via these apps.

Here ,by "apps" I am not referring to Facebook gaming applications(As it is commonly perceived).Yes,it is true that these gaming applications can you richer than you ever thought in your wildest dreams.

The biggest Facebook games developer,Zynga is making over $2 million/day ….even the medium sized apps are making over $100,000/day,so there is ENORMOUS moneymaking potential .

It is not possible to discuss everything here but I have discussed those methods in full detail in my "Complete CPA Manifesto" course.I'll tell you as soon as the upgrade of that guide is ready.

What we are going to discuss is to create simple Facebook applications with a lot of viral potential.Lets go deep into the creation ,publicity and monetization aspects of these apps……

Back in May 2007, Facebook launched a platform that allowed developers to tap into the Facebook hub itself. The FacebookPlatform is a set of resources and tools that enables rapid development of applications for Facebook users. It's proven wildly popular, and companies are leveraging it to gain thousands if not millions of new visitors to their websites. If you are interested in leveraging the 2nd most popular website on the Internet (according to Alexa), here is how you can develop a good Facebook App:

Target your audience

Although many think Facebook is filled with teenagers, it is actually open to people of all ages. It may not seem that way, but Facebook has hundreds of millions of members, and now older people make up almost equal percentage of the user base. Before you build an application for Facebook, you need to determine which demographic you want to go after and create something that appeals to them.

Think viral

The best way to get an application popular on Facebook is not to spend thousands of dollars marketing it but rather to create something that is viral. If you can create something that others want to send to their Facebook friends, then you'll have an application that will be used by millions of people. One good example of this is an application called Zombies, where your goal is to bite as many as your friends and turn them into a Zombie.

Provide value

For someone to use your Facebook application they need to get something out of it. This could be as simple as entertainment or it could be as unique as learning

something new. When building an application, don't just think about how it will benefit you, but instead think about what value you can provide to the user.

Simplicity is the ultimate sophistication

A fatal flaw that I have noticed with some Facebook applications is that they are too complicated. If it takes too much effort to fully utilize an application then don't expect too many people to use it. One of the main reasons why applications such as iLike are so popular is because the concept—leting you add music to your profile and find your favorite concerts—is simple.

Keep an objective in mind

You can build a great Facebook application that is used by millions of people, but if it doesn't help you with your business, what's the point? You can leverage Facebook for branding purposes like Zombies did for RockYou, or you can leverage Facebook as Shelfari used Facebook to increase book sales. Whatever your main objective is, keep that in mind when building an application or else you'll come out with an application that doesn't help with your bottom line.

For most people,I think the objective would be to make money directly or indirectly.

Just look at the screenshot below:

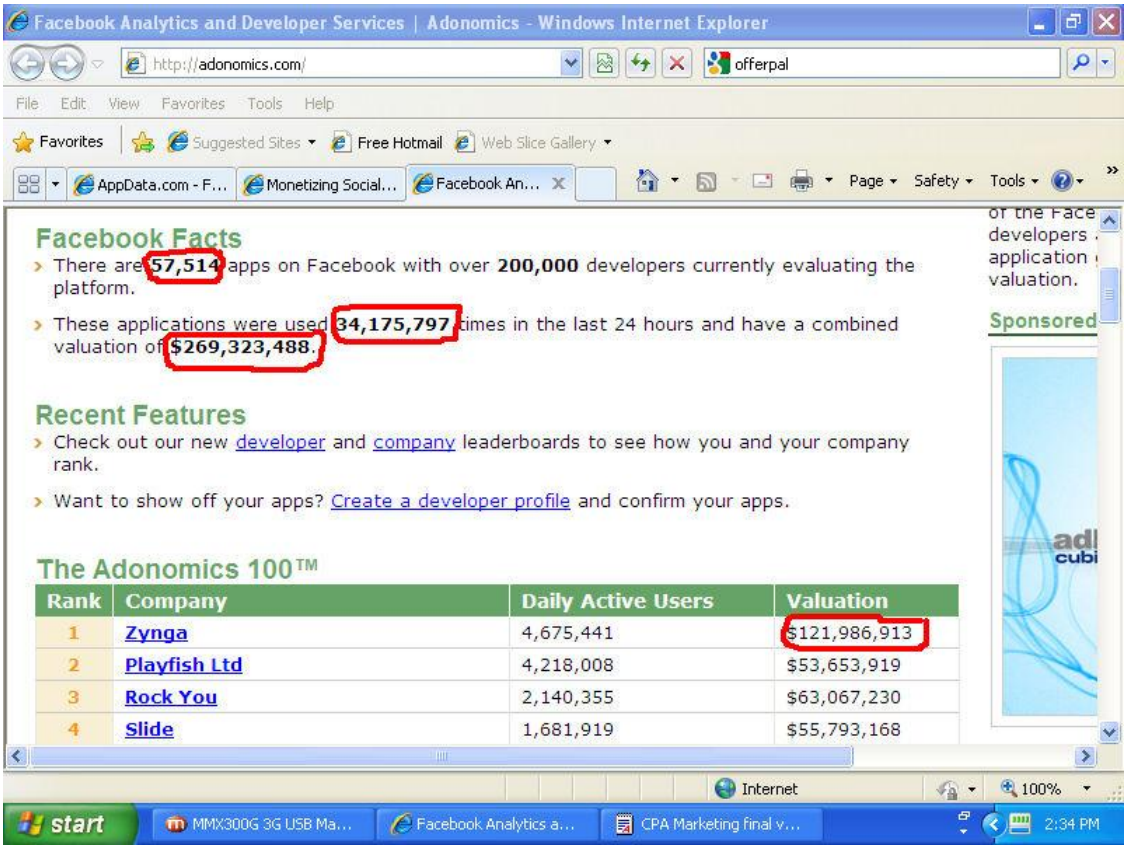

The statistics show that currently there are over 57,000 apps and over 200,000 developers are engaged in evaluating the Facebook platform,so there is some serious money out there.
You can also see that many of these apps have got some serious numbers.Making money through Facebook apps are probably the best kept secret in internet marketing.The guys who know this art are dominating this field and stuffing their bank accounts with millions after millions.

Have you heard about this,the application developers not only get access to their user's personal information but also to that of his/her friends,including e-mail and phone numbers.Yes,unless the friends of that user turn off that option in his/her privacy settings,the app developer will have full access to their personal data.

So even if you get only 100,000 users for your app,you'll be having access to personal information of millions of active Facebook users.Now I am not going to advise you to spam these people….But having a niche specific app will allow you to know about the exact needs,wants and aspirations of your prospects,plus your app will provide you an opportunity to reach out a large section of Facebook users

and advertise your products for free.

Creating a Facebook application is not as hard as you think.There are several programmers who will do it for you and you can get them for very cheap.You can find thousands of them at sites like elance,RentACoder or Guru.com

All you have to do is to come up with an idea which has a lot of viral potential.To generate ideas,look at the existing apps.You can find all the apps at: http://facebook.com/apps/directory.php

http://Adonomics.com is also a good site to check the stats of various popular apps(no. of players,net valuation etc).

You don't need to invent anything from scratch(you can surely do that if you like and have time to do so).Just look at the popular ones and get coders to create similar apps.Don't copy them thoroughly,add a few unique features and enhance the lacking components.Once you get a gaming system created,the next step is to get it popular.There are several ways to get users for your newly created app.I'll discuss a few of them here:

1)Use The Combination Of Facebook Friends,Fans and Groups Methods:
Yes,Facebook friends ,fans and groups can provide you all the momentum for free.Join a few popular apps and try to befriend as many players as you can.You can create several FB accounts to get more friends.After gaining a critical mass,you can subtly persuade them to use your app.

The same applies to "Groups".First ,you create a group related to some popular app then you start promoting your own app after getting enough no. of member.

These methods can provide thousands of members to your app within days.People like something which is offered for free and they'll be readily joining your app.

The whole thing will go viral if they like your app.According to a recent survey,a typical Facebook user has 100 friends at an average.You can imagine about the scenario when a few thousand of your members will be sending invite to their friends then those people will send invite to their friends and so on.

2)Submit Videos To Youtube:
Entertainment sites like Youtube are an ideal place to spread your words.In the beginning ,you can allow your members to play for unlimited time without them having to fill up CPA offers or purchase chips.It'll attract new users to your app like charm.

Create simple promo videos with Animoto and spread them to all the major video sharing sites with Tubemogul Or heyspread tool.Include a link to your app in the video as well as in the description.Some of these videos may go viral and generate thousands of new users in few days.Don't forget to social bookmark your videos.Use StumbleUpon tool(which I have mentioned previously) for that purpose .

3)Write Articles:
How can you forget about the surest method of marketing? Yes,article marketing still works.50-100 articles at ezinearticles.com may start bringing you from a few hundred to a few thousand visitors per day.Remember,article marketing is more targeted than any other form of advertising and you can maximize your potential by re-writing your already published articles and submitting them to other article directories.

4)Advertise With Facebook Ads:
If you can afford then advertising your new app via Facebook ads is a sure way to get users.If you advertise your app on other popular apps(should be related) then even better,a part of their users will be joining your app to enjoy free gaming.

5)Twitter:
You can find a lot of gaming enthusiasts at Twitter too.Just type the names of a few popular games(should be related to your app) in Twitter search and you'll find thousands of people interested in them.Start following these people.You'll notice that 30-50% of these people follow you back.Un-follow the people who don't follow you back and start following new people.Repeat the process a few times and you'll be having thousands of gaming enthusiasts following you.

Once you gain enough no. of followers,start tweeting about your app.Don't seem like a spammer,just do it mildly and slowly.Many of your followers will be joining your app and they'll spread your message virally by tweeting and re-tweeting about it.

You'll need to promote your app only in the beginning.Once it get a few thousands

users,it'll go viral and you'll be adding of thousands of users per day on autopilot.

Monetizing Your App

I hope you'll find this part to be the most interesting portion of the whole story.Once you get a few thousand members,you would like to start making money from your app while it attracts more members on autopilot.

Some Of The Most Popular Monetization Strategies are:

- Cost-per-thousand (CPM) and cost-per-click (CPC) advertising on the canvas pages of the application itself, including banner ads, text link ads and other "ad-based" monetization approaches. This is the most commonly used monetization model,though not the most profitable one.

- Transaction-based monetization strategies including selling merchandise from within a Facebook app. This model is being increasingly popular .In fact selling virtual goods through apps has proven so lucrative that recently PayPal announced that Zynga is their 2nd biggest merchant(2nd only to eBay) and Facebook has itself started offering virtual goods.

- Facebook application sales (ie. built to sell Facebook applications) .These applications are made to sell.They are same as other software products.

- Pay per install (PPI) monetization methods.

- Subscription model monetization strategies.

- **CPA Based Monetization Model**

This one is the most profitable monetization model and the users like it because they don't have to pay anything.

Here we are going to learn some unconventional and unique monetization models.These models are aimed at selling more of your own as well as affiliate products through your app.

One thing is certain,your app provides you an ideal platform to advertise your own and affiliate products.In fact a lot of internet marketers are now paying to advertise on popular apps.

1) "Living Social" Monetization Model:

First take the case of "Living Social" app.This app achieved enormous growth thanks to the the viral power of Facebook..In fact,using viral marketing strategies,they attained 35 million members in 3 weeks flat.

They chose to use an unconventional monetization model .To generate revenue from their existing member base,they started tying up with local business to offer their users "Special Deals".In these deals,a member is everyday presented with an special offer at a discounted price,from a local business outlet.

"Living Social" gets a fixed percentage of the sale for each customer referred.This model proved very successful and a lot of venture capital is flowing in this group from high profile investors such as LightSpeed venture partners,U.S. venture partners and AOL founder Steve Case.

2) "Favorite Books" Monetization Model:

Like "Living Social" ,they came up with a unique monetization method.They used Amazon affiliate program to generate revenue from their member base.

Whenever someone used this app to list the books of his/her choice, they displayed a list of related books on Amazon.This unorthodox monetization model became so successful that "Favorite Books" became a million dollar company in no time.

So these were a couple of unconventional and highly successful monetization models.They became so successful that they presented a targeted offer at the very appropriate moment.Just use your imagination and come up with your unique way to monetize your user base in the most effective way.

xii)The Perpetual Youtube Cash Machine:

Youtube is the 2nd most visited website in the US and third most visited website in the world.

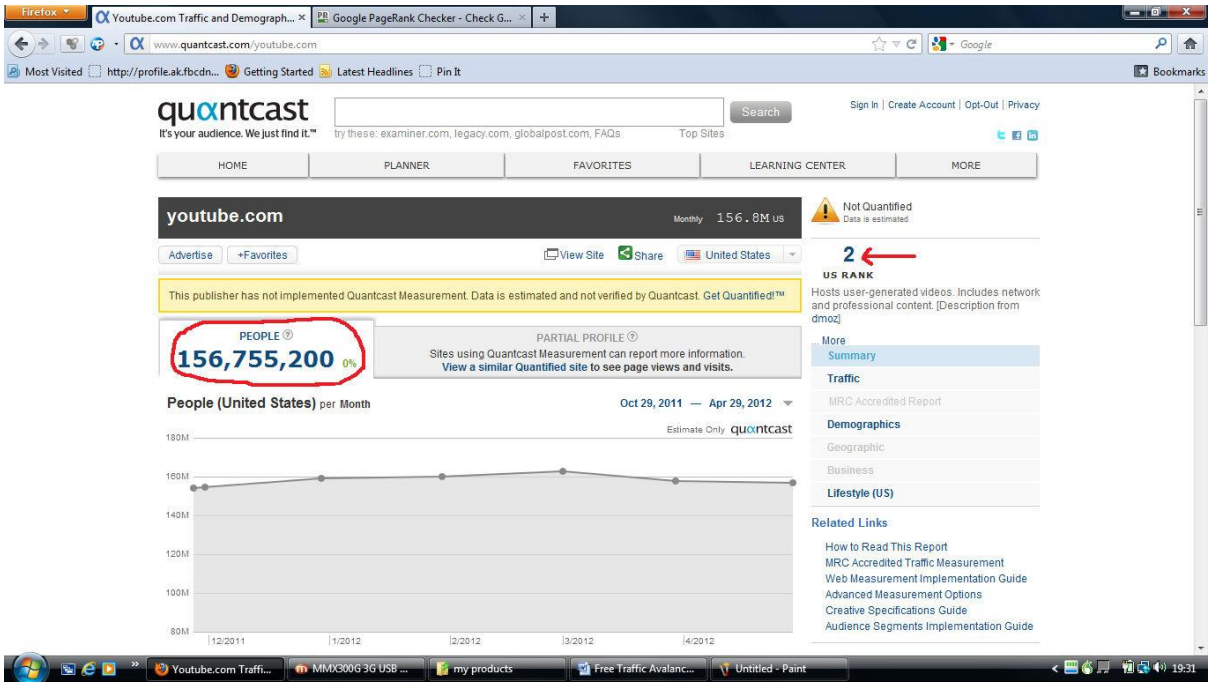

Hundreds of millions of people visit Youtube to watch their favorite videos,search for information and for making comparisions(before shopping online).

According to a recent article on Techcrunch,the "How To" video category is the fastest growing vertical on Youtube.
Millions of people worldwide now use Youtube to learn new things and for reviews of the products that they want to purchase online.

Below Is How You Can Cash In On With The Massive Traffic Of Youtube:

*Type the name of your niche in Google search.You'll see some videos in the results.

*Click on the link of the video and you'll see more related videos in the right hand side.See,which ones are getting the maximum no. of views.

*Copy-paste the URLs of some of the most viewed videos in the Youtube's free keyword research tool(https://ads.youtube.com/keyword_tool).It will present you with a list of all the related keywords.

*select the keywords with adequate search volume.Write them down on a notepad(You'll use them while tagging your videos)

*Now go to http://sxc.hu/(Free stock photo site) and get some photos related to your product.

*Create 50-100 short 1-2 minute videos with the help of these photos.

*Describe how your product is going to present the perfect solutions to the problem.

*Finish the video with a happy end result like a couple kissing in case you are in dating niche or a screenshot of clickbank or paypal payment in case of "make money" niche.Put a link to your salespage in the very end.Let it run for 20 seconds.

*Tag your videos with the keywords you have collected. Use at least 10 of them for one video.

*Upload them to several video sites with the help of Tubemogul.com

Below is the step by step demonstration of this method:
1)I choose Dating niche and type “how to get a girl” in the Google search
Youtube video results appear at the very end of the first page like this:

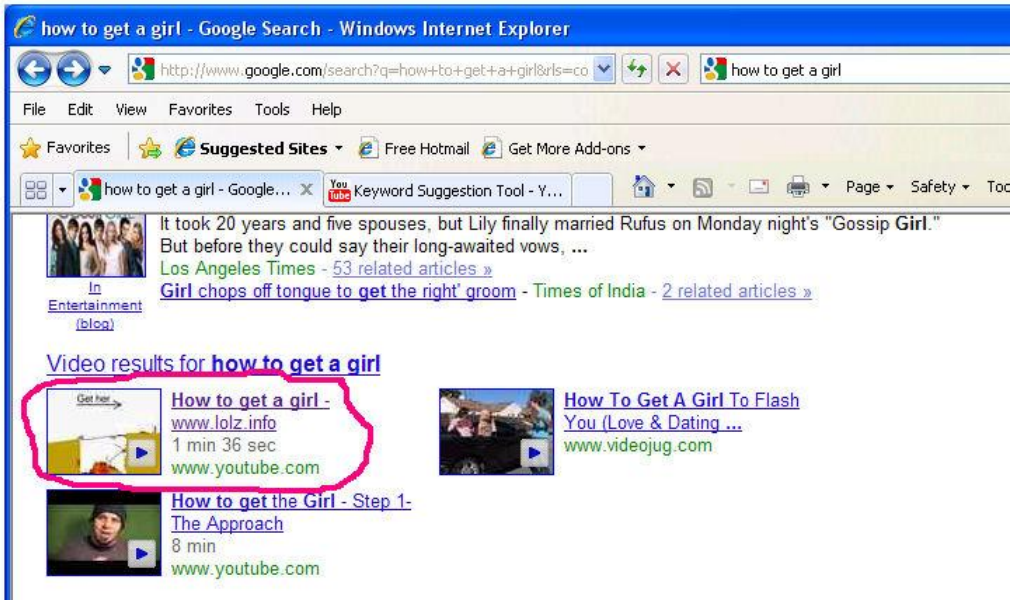

I click on the highlighted link and the page appears like this:



Please note that this video has got more than 1.45 million.I copy-paste the URL of this video in the "Youtube keyword search tool".It suggest related keywords like this:

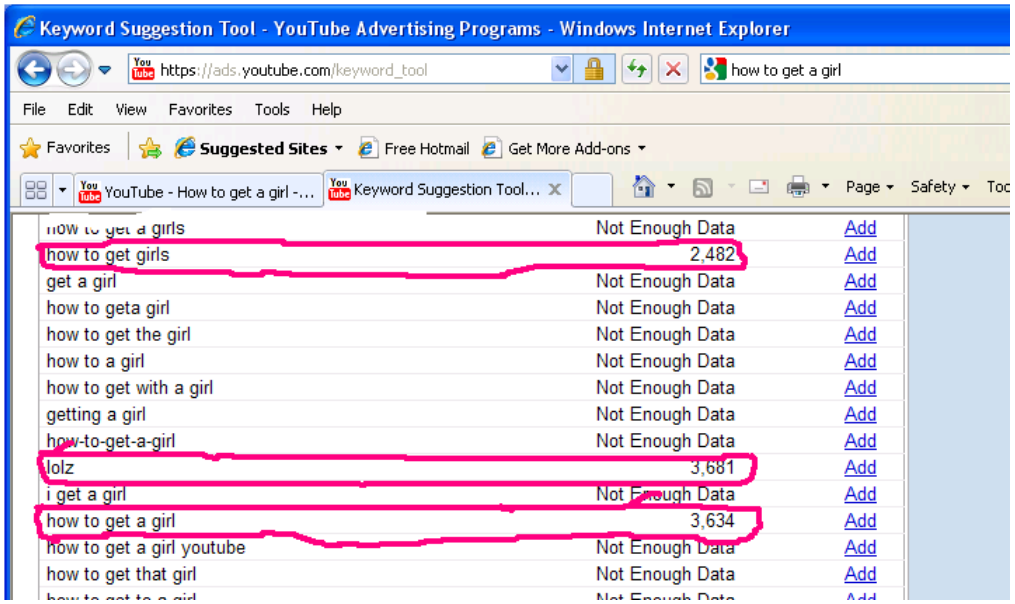

This provide you a list of related keywords.Copy-paste them on a blank notepad.You'll need them when you tag your videos.You can see that the term "How to get a girl" has got sufficient video search volume.Now what I do is to type this term again in the "youtube keyword search tool" which looks like:

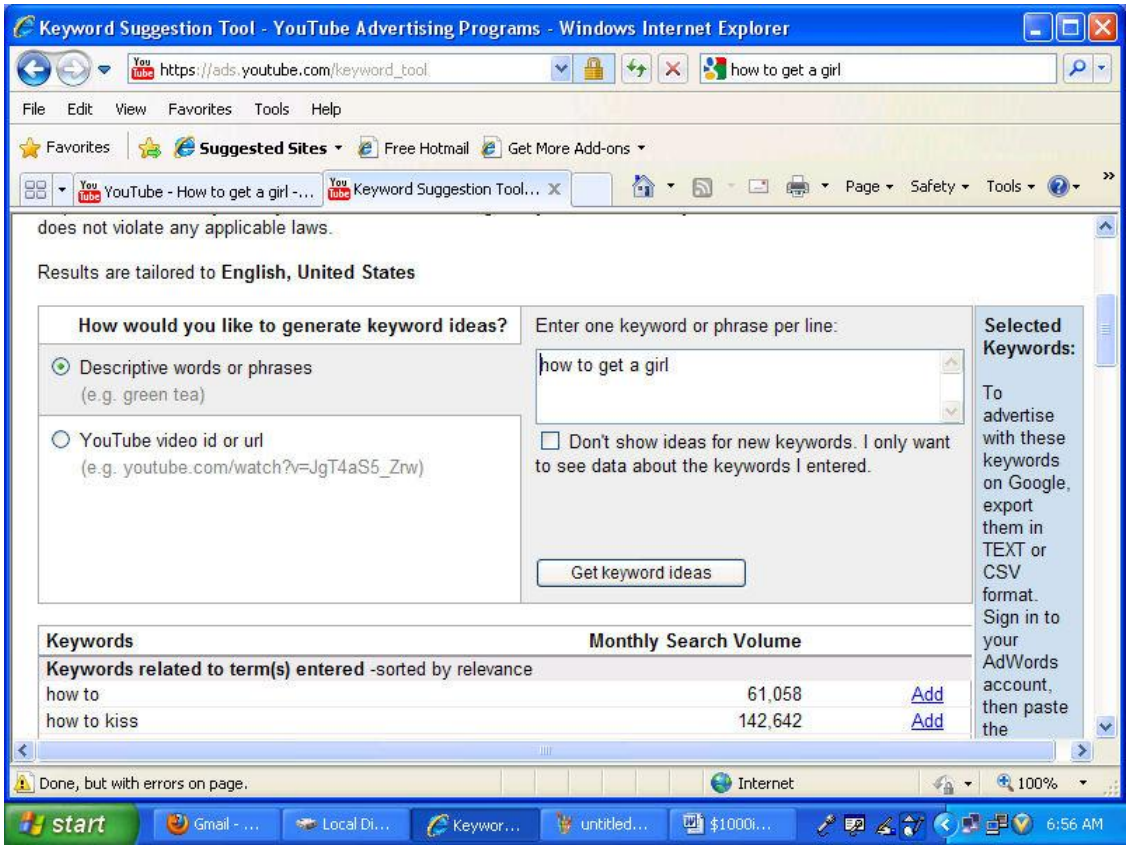

It provides me a further list of related keywords

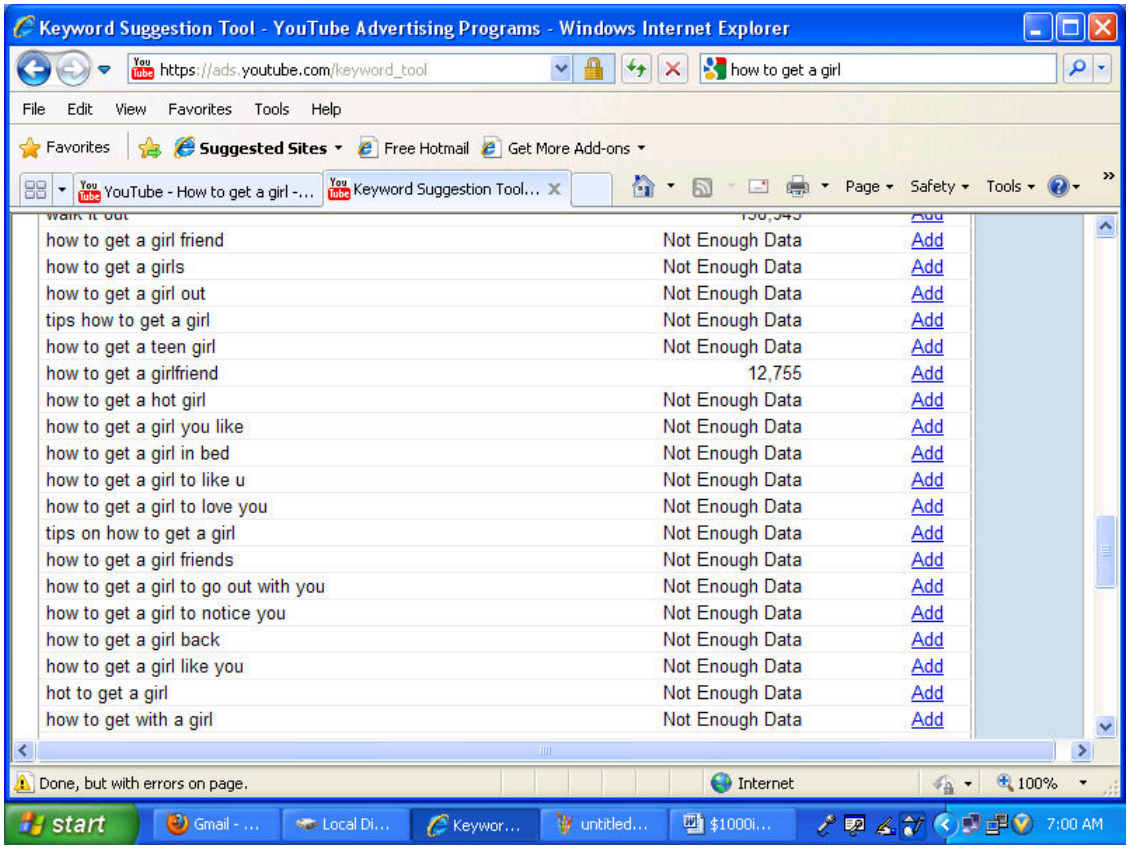

Save this list of keywords too.You'll be using them in the description of video(You should include a link to your site) as well as while tagging.In tagging you should insert at least 10 related keywords.

The above explained method is deadly effective .Apply this on some of your videos and it will provide you with hundreds of targeted hits in no time.

Sneaky Trick To Increase Your Youtube Traffic Many Times:

This trick is very simple. Find a few popular videos in your niche (By typing the name of your keyword in Google search and then clicking on the links to videos),look at their title ,make a short 2-3 minute video with a link to your product and name it similar to the original video. This way your videos will be appearing right after the those popular videos .Do it for 20-50 videos and you'll be getting hundreds of eager visitors(If not thousands. The more popular of these videos receive thousands of views daily so you can imagine about the traffic you'll

be getting after submitting 50 videos) to your site within minutes.This is a proven method and is much-2 better than SEO and other time consuming process.

Below I am going to demonstrate the "Youtube Quick Cash" method:
This Time I am Choosing Health&Fitness Niche.I type "How to lose weight fast" in the Google Search box

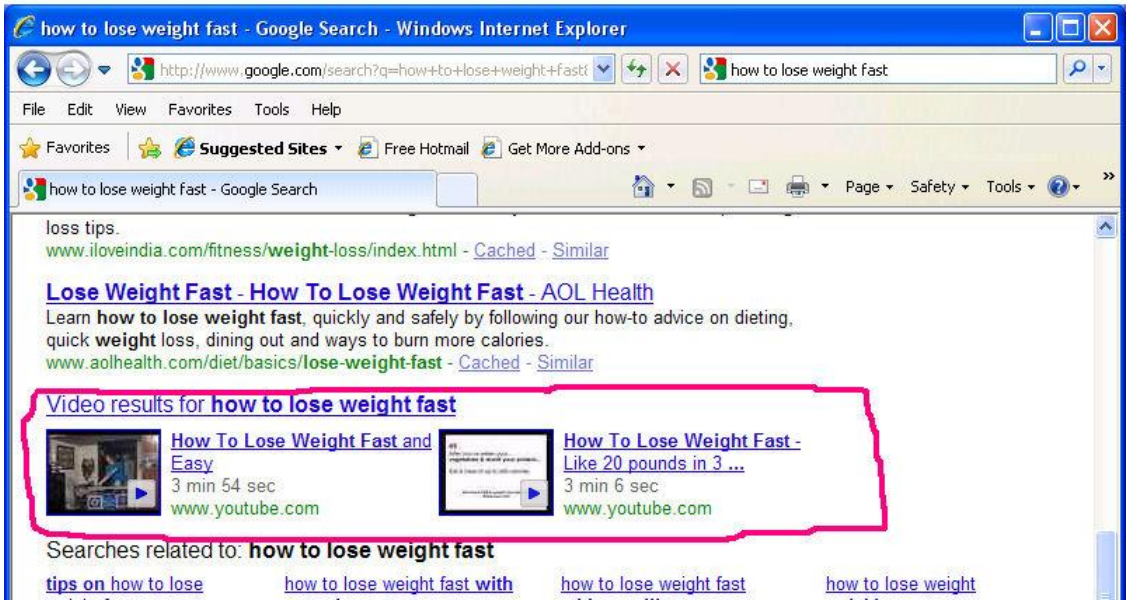

There are two video results at the end of the first page.I click on the first link and it opens like:

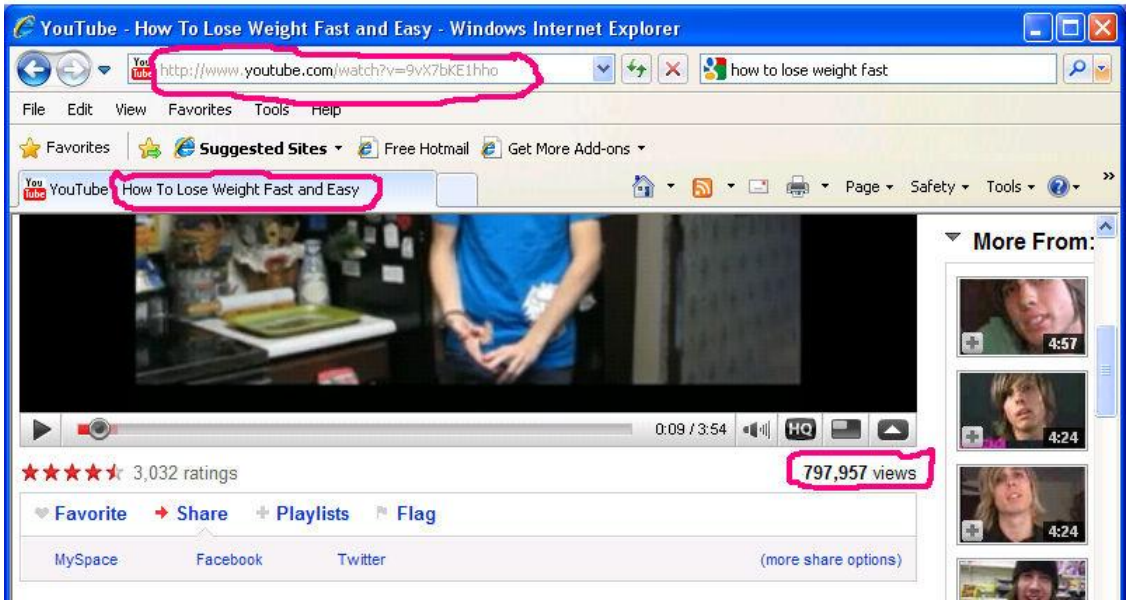

The title of this video is “How To Lose Weight Fast and Easy” and it has got 797,957 views as of now(Pretty popular).

Then I paste the URL of this video in the “Youtube keyword Search tool”.It provides me a keyword list something like this;

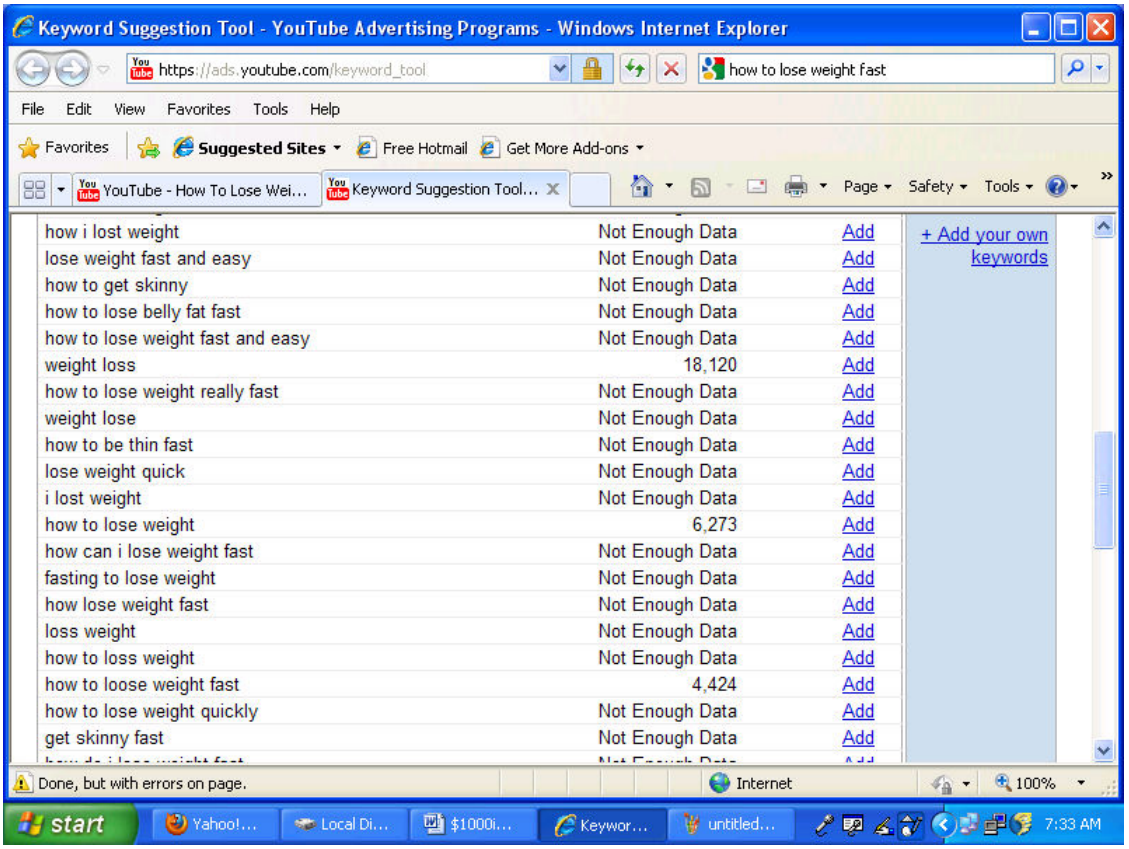

how i lost weight	Not Enough Data	Add
lose weight fast and easy	Not Enough Data	Add
how to get skinny	Not Enough Data	Add
how to lose belly fat fast	Not Enough Data	Add
how to lose weight fast and easy	Not Enough Data	Add
weight loss	18,120	Add
how to lose weight really fast	Not Enough Data	Add
weight lose	Not Enough Data	Add
how to be thin fast	Not Enough Data	Add
lose weight quick	Not Enough Data	Add
i lost weight	Not Enough Data	Add
how to lose weight	6,273	Add
how can i lose weight fast	Not Enough Data	Add
fasting to lose weight	Not Enough Data	Add
how lose weight fast	Not Enough Data	Add
loss weight	Not Enough Data	Add
how to loss weight	Not Enough Data	Add
how to loose weight fast	4,424	Add
how to lose weight quickly	Not Enough Data	Add
get skinny fast	Not Enough Data	Add

Now I am equipped with the keyword list as well as the clue on how to title my video.

I would choose titles like:

“How to lose weight fast”

“How to lose weight easy”

“How to loose weight easy and fast”

“How I loose weight fast and easy”

“How I loose weight easy and fast”

“How you lose weight fast and easy”

“how you loose weight easy and fast”

"How I lost weight fast and easy"

"how you can loose weight fast and easy"

"How to lose weight easily"

and several other combinations of the above terms.
I would also make sure that I insert proper keywords(Which I got above) in the description field as well as in tagging.

Are You Afraid Of Making Videos:
I have got the perfect solution for you.
ArticleVideoRobot is a software that converts your articles to videos instantly.Get a pack of PLR articles and convert them to live talking videos with "ArticleVideo Robot" within seconds.

They even submit your videos to 13 video sites(Yes,13.Including Youtube,Metacafe and Dailymotion) for free.So you can create and submit 50 videos within one hour(Remember to change the TITLE of your videos to something similar to the popular ones in your niche before submitting).

You can try "ArticleVideoRobot" FREE for 14 days.They provide an effective option of getting the most out of your article marketing effort.By using proper title as well as relevant keywords,you can literally double your traffic within days.

Not many marketers have been able to use Youtube effectly.I was also averse to making videos.In fact I started using this method just one month ago(That too by converting my articles into videos).

This method has huge outsourcing potential,you can get many to create videos for you at cheap rates.The beauty of the traffic from video marketing is that it's residual in nature .Your videos may well be bringing in targeted traffic for years to come and it is so Scalable.

You may easily outsource your video creation as well as submission work at cheap rates.Here volume is the key and I feel that anyone with a little effort can generate $500+/day from Youtube alone.

xiii)Yahoo! Answers Traffic Stampede:

With a userbase of around 90 million Yahoo!Answers is the biggest online knowledge community.Hundreds of thousands of people use this resource everyday to find solutions to their problems.A lot of these people belong to the category "Potential Buyers".

By properly funneling this traffic to your sales pages,you can generate a steady amount of traffic .The best part is that like article and video marketing, traffic from Yahoo! Answers is also residual in nature and you can reap the benefits for months for your one time effort.

First you need to signup.Go to http://answers.yahoo.com to create an account.You'll be able to instantly create one if you already have a Yahoomail ID otherwise you'll have to first create one.Once your account is created,you can complete your profile.

Now go to the main Yahoo!answers page.Here questions are grouped and posted according to their subject matter.Choose questions related to your niche.

Everytime you answer a question,you can include a link to your website as "source" in a secondary box that accompanies your response.

At Yahoo!answers questions are placed in 3 categories:

i)Open:

These are the recently posted questions and need to be answered .You should focus your attention on these questions.Go to the search page and type your specific keyword in the search box and view the results page.At the bottom of the page you'll see an option of adding this specific search term in your RSS reader.After adding it to your RSS reader ,you'll be able to receive the updates of questions posted in your niche. This will make it easy to be the no.1 to answer the questions.

ii)Undecided:

Have got multiple answers and the community has been asked to vote for the best answer.

iii)Closed:

The best answer has been selected.

At Yahoo! answers questions are open for only 4 days. The poster may increase the period for a few days or close it before expiry.
To make the most of your answering efforts, you should focus more on quality than on quantity because only the best answers get the most amount of attention. Search properly before answering any question .Your answers should be clear, concise and to the point. Your aim here should be to always produce the best answer and cement your reputation as an expert in your field. Never spam the community (including links at place other than the source box).

Other prominent answer communities are:

http://wikianswers.com

http://answerbag.com

http://askeet.com

http://yedda.com

The traffic to these sites surges on the weekends so you would like to be especially active on those days.

Yahoo! answers enjoys a page rank of 8 and the discussions over there are frequently ranked in the top 10 of Google search results.

By properly targeting an appropriate keyword,you can easily get in the first page of search engines as well as enjoy long term SEO benefits(in form of quality backlinks) to your site.

When it comes to dominating Yahoo! Answers,you'll need to find a fine balance between quality and quantity.As I have already said before,never spam these sites.Instead you should focus on adding value to the community,while at the same time preparing your prospects to take the action of your choice.

This process is very similar to article marketing.First you find 10-20 prominent keywords related to your niche(can be more in bigger niches).Then you craft your

answer in such a way that your main keyword is included several times within it.However you should refrain from providing all the info in your answer itself.It should work like a bait to lure your prospects to your site,without sounding like spam.

Their Point and Level System:
To encourage participation and reward great answers, Yahoo! Answers has a system of points and levels. The number of points you get depends on the specific action you take.The points table below summarizes the point values for different action:

Points Table

Action	Points
Begin participating on Yahoo! Answers	One Time: 100
Ask a question	-5
Choose a best answer for your question	3
▾o Best Answer was selected by voters on your question	Points Returned: 5
Answer a question	2
Deleting an answer	-2
Log in to Yahoo! Answers	Once daily: 1
Vote for an answer	1
Vote for ▾o best answer	0
Have your answer selected as the best answer	10
Receive a "thumbs-up" rating on a best answer that you wrote (up to 50 thumbs-up are counted)	1 per "thumbs-up"

Levels

Levels are another way to keep track of how active you (and others) have been. The more points you accumulate, the higher your level. Yahoo! Answers recognizes your level achievements with our special brand of thank you's!

And finally, as you attain higher levels, you'll also be able to contribute more to Yahoo! Answers - you can ask, answer, vote and rate more frequently.

Level	Points	Questions	Answers	Comments	Stars	Ratings	Votes
7	25,000+	* unlimited *			100	unlimited	200
6	10,000 - 24,999	* unlimited *			100	unlimited	150

Level	Points	Questions	Answers	Comments	Stars	Ratings	Votes
5	5,000 - 9,999	* unlimited *			100	unlimited	125
4	2,500 - 4,999	20	80	40	100	unlimited	100
3	1,000 - 2,499	15	60	30	100	unlimited	75
2	250 - 999	10	40	20	100	unlimited	50
1	1 - 249	5	20	10	10	0	25

*All limitations are per day

From the table above,you can estimate the importance of points.It is important to gain as many points as possible and the best way to earn a lot of points is to post useful content and get your answer selected as the "best answer".

Below I would like to give you a step-by-step demonstration of this method

First go to http://answers.yahoo.com/ .You may need to register for a Yahoo! Account if you don't own one.Anyway,it'll take just a minute to register a new account.After registering,login to your Yahoo! Account and go to the above mentioned link.

Once on the homepage,there is tab named "Browse Categories".Just move your cursor over it and it'll show several sub-categories

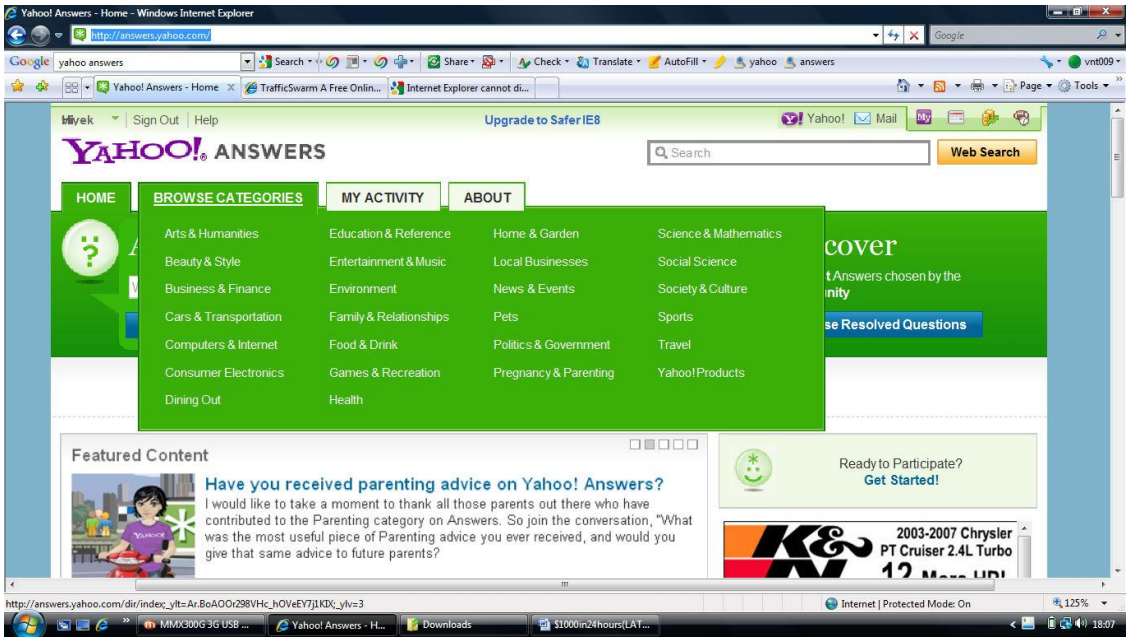

If you want to answer questions in the "Make Money" niche,click on the "Business & Finance" link.It'll show you a sublink named "Advertising &Marketing",click on that

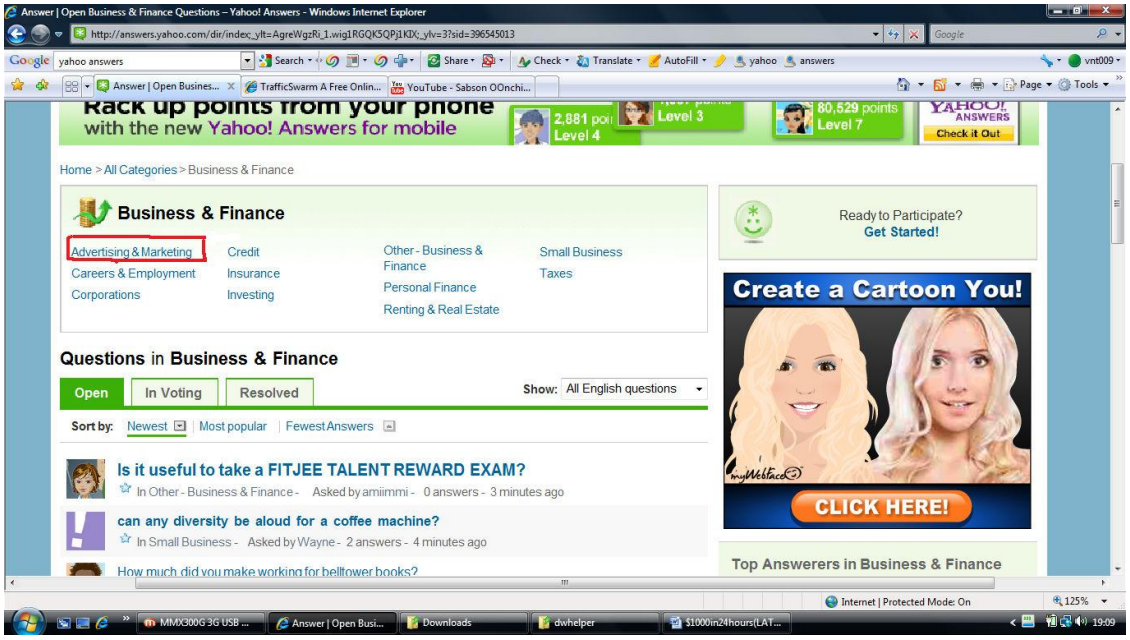

Under the "Advertising & Marketing" sublink,there are further two devisions: "Other-Advertising & Marketing" and "Search Engine Optimization".I click on the first link and it takes me to a page where question related to marketing and advertising(both online and offline) are listed according to their time of asking.

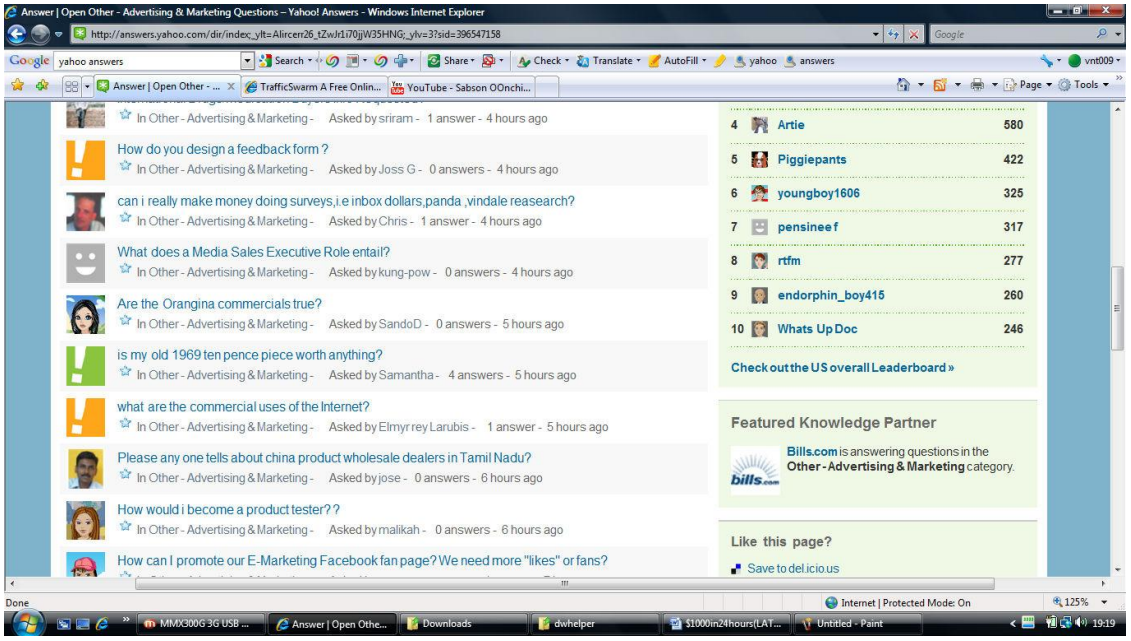

Here you'll find all kind of questions:those related to web design,product creation,affiliate marketing,social media,e-mail marketing,paid surveys,MLMs,joint ventures,Craigslist,eBay selling,dropshipping and everything……

How To Construct A Perfect Answer:

Look at the screenshot above,there is a Facebook related question in the very end.A suitable answer can be something like:

There are several ways to get more fans to your fan pages but the one I find the easiest is to join related groups,befriend other members and then subtly persuade them to join your fan page.

xiv)Easy "Traffic Exchange" Traffic

A few established marketers may not agree with me when I say that you should add the traffic exchanges to your traffic getting resources list,but my experience says otherwise……

Traffic exchanges can still provide you plenty of traffic and in fact these are growing by leaps and bounds,some the biggest ones have 50,000-100,000 members.

The people who say that this kind of traffic doesn't work ,either don't have any experience of these exchanges or they have done it the wrong way and wasted their efforts.

The truth is that you can get 50-100 and more subscribers per day from these exchanges for very little amount of work,if you know what you are doing.What about the quality of these leads? I would say that the quality is on par with any other online traffic source if you build strong relationship.If you just try to push them offer after offer ,you are going to fail like in case of leads from any other traffic source.

One basic fact about these exchanges is that most of their members fall in the "newbie" category.Traffic exchanges can provide you with instant traffic if you learn to use them properly. Most people make the mistake of directly advertising their product or affiliate links .This strategy is never going to work for you at traffic exchanges.

You should always use a splash page(A fast loading squeeze page) while advertising at traffic exchanges. Attention spans are very short at these exchanges and you have to grab your visitors' attention within 3-5 seconds. Traffic Exchanges doesn't require you to have any specific skills. You can surf them in your free time. I advise you to surf at least 5 traffic exchanges simultaneously. This will optimize your time. Use a multi tabbed browser like Mozilla .

If you don't know how to design splash pages, below is the link where you can get quality splash pages for free.

http://SplashPageMaker.com

Below I am giving you the links to some of the top traffic exchanges:

1)http://TrafficSwarm.com

2)http://EasyHits4U.com

3)http://Hit2Hit.com

4)http://DragonSurf.biz

5)http://LordsOfTraffic.com

6)http://RoyalSurf.com

The traffic exchanges can be a boon for newbies,who don't have the skills to succeed with other more complicated traffic systems.All you have to do to get traffic from these exchanges is surf a few minutes per day and then divert the traffic to your squeeze page.

xv)The Press Release Buzz Building Machine:

Press releases is a great way to build your brand value as well as creating quality backlinks from authority sites and search engine positioning(getting no.1 ranking in google,yahoo,MSN etc).

Do press releases in two ways:

1)press releases for search engine optimization:
Optimized to get quality backlinks and improve search engine rankings.

2)press releases for media optimization:
Optimized for the media.focus on getting publicity through print media,TV and radio as well as securing interview gigs.

Below,I am giving a list of 50 FREE press release sites for your convenience:

Press releases are a great way to attract thousands of targeted visitors as well as improve the search engine ranking of your sites.

A well optimized press release can get you to the top of Google within hours(Press Releases are usually placed above the no.1 search result) and bring you hoards of targeted traffic.

Doing press releases is no more difficult than writing articles.In fact,it is very similar to writing an article and submitting it to multiple directories.

The only difference between a general article and a press release is that press releases are written in a journalistic tone.

Press releases are generally submitted by marketers,distributed by a press release service and picked up by website owners who are looking for content for their sites.Several times these releases are picked up by online magazines,newsletters ,and ezine owners who have hundreds of thousands(even millions) of subscribers.

In addition,well SEOed press submits easily(more easily than articles or videos) gets placed at the top of search results ,in their respective category and bring tons of organic traffic.

The long term benefits of press releases come in form of higher search rankings and greater credibility for your sites.Several big and small companies use these releases to increase brand awareness and enhance the perceived value of their product.

How To Create A Highly Effective Press Releases

In order to get the most out of your press releases,you should always keep these points in your mind:

1)Clearly Identify Your Audience:

Before writing your copy,make sure that you have clearly selected your audience.I have discussed it's how to in the "niche research" part and you can apply the same techniques here(irrespective of what you are going to promote via that release.It may be your own product,an affiliate info product,a CPA offer or even a physical product).

You would also need to define if you want to create it for broad or a specific,narrow audience.

2)Clearly Define Your Goal:

This is crucial.Before you write a single word,you should be clear about what you want out of that release. Do you want to generate more leads or you directly aim for more sales? Are you submitting it for SEO purpose or your sole aim is to increase your brand awareness?

If your sole aim is to generate leads,you would like to write a brief ,succinct copy that emphasizes the benefits of your freebie.You would surely like to use strong headline and eye-catching bulleted benefits here.You can not and should not aim for SEO in this case.

Are you writing the press release for generating more sales?

If your immediate aim is to generate upfront sales,you would like to create a press copy more or less like a complete sales letter.Start it by stating a big problem,provide momentum by numbering it's harmful effects,then provide a solution,count the benefits of your product ,create urgency/scarcity by telling that you are going to sell a very limited number of copies or going to increase the price after a certain no. of copies are sold,in the end induce the fear factor by telling how much they are going to suffer and lose by not purchasing your fabulous product which is so underpriced.

Please note that this kind of press release is not going to make you very popular or increase your brand value or increase the search ranking of your site,but you certainly expect to get an increase in the no. of sales.

If you want to do this in a better way,use a pop-up squeeze page ,collect the leads,create a 5-7 day follow up sequence and get more sales out of the same efforts.

If your sole aim is to increase the search ranking of your site,your style should be that of the article writer who is trying to provide as much value to his readers as possible,at the same time maintaining appropriate keyword density.You would also like to focus your copy around one keyword.

……and if your main purpose is to increase your brand value,you would like to write your copy from a neutral journalist point of view who is trying to glorify your brand by illustrating it's plus points and benefits.

3)Be Brief:

Whenever you create a press release,try to keep it as succinct and compact as possible.People prefer short ,value packed content over lengthy,directionless articles.

If you are writing for lead generation or branding purpose,you should follow the dictum "helpful but incomplete".If you provide all the information in the press copy itself,nobody will be clicking on your link and visiting your website.

While I would recommend to provide as much information as possible if your aim is to generate outright sales or to increase the search rankings,In all other cases you should abide by the dictum "helpful but incomplete".

4)Use Facts As Much As Possible:

It is said "Action Speaks Louder Than Words".Though you can not include live proofs in a press release,you can certainly generate almost the same effect by backing up your claims with solid facts and statistics.

Quotations of proper facts and figures will establish you as an expert in that field and it will help you tremendously in your cause of winning over the people.

5)Make Full Use Of The Opportunities:

Several times during the year,the market is abuzz with a particular news or event.It seems like everyone is trying to get a piece of that news before others.These occasions present you the perfect opportunity to encash on the buzz generated by other people.

Example: Every time a big product launch happens in IM,tens of thousands of people start searching about that product.You can benefit from this frenzy by creating a similar product on the same topic.Just remember to price your product lower and create an attractive sales copy.

The same is true in all the information niches,CPA and physical products.

A properly targeted press release may bring you thousands of visitors and do wonders to your search engine rankings.

Keeping the great potential in mind,I would advise you to write your press releases with utmost care.If you feel that you don't have sufficient knowledge of your niche,you can order a custom press release created and submitted for you.

There are several professional press release services who will create high impact press releases and even submit them to various press distribution sites.Some of these are:

http://ereleases.com

http://eworldwire.com

http://eContentAxis.com

http://Clear-Writing.com

http://YoungCopy.com

http://www.seo-peace.com/pressreleasewriting.html

http://www.dreamsubmitting.in/seo/press-release-distribution.html

If you do want to write your press release yourself,here are a few points to remember:

1)Use A Catchy Headline:

Having a winning headline is like having 30% battle won.An attractive headline is the first step towards converting a visitor into customer.

In the article marketing section,I have discussed how to create a "winning" headline.Refer that section to learn more.

One more thing,if you are writing your press copy purely for SEO purpose,you sould include your main keyword in the headline at least once.If your sole purpose is that of enhancing your brand reputation ,you would like to include the name of your product/company in the title itself.

After writing the headline you would have to include some basic information like the "date of release", original city ,state/province and country etc.

2)State A Big Problem In The Introduction:

After creating a headline and completing other formalities,you'll be proceeding to write your copy.As I have said before,press releases in their essence are very much like articles.To generate the desired effect,you should start by stating a pressing problem.By stating a problem that is affecting millions of people,you'll be instantly able to connect with your prospects.

3)Include Helpful Information In The Body:

The body section is where you get the chance to turn your prospects into firm belivers in your product/service/brand/company and motivate them to make a purchase.

Here I would like to point out one thing: keep the body portion brief.Most of the surfers just like to skim through the content,they won't go into details.So make sure that you include bullet points and highlight the plus points and benefits of your product/service.

However,you should not provide all the information here.Keep the section "Full Of Value But Incomplete".So That the prospects click on your link and visit your site .

4)BoilerPlate:

This part is same as the "Reference" section in any article directory.Start with your brief introduction,state your expertise in that niche,include a brief description of your product and then a link to your site.

5)Provide Your Contact Information:

This is where you would be including your name,e-mail,phone no.,physical address(if you want),Skype/AIM and Facebook/Twitter information.

You may be wondering about the need of providing all this information?

There will be several website and ezine owners who would like to get more information on that topic,in order to publish it in their site/magazine/ezine.

As I have already said that some of these ezines have thousands of subscribers and link in their newsletter can get you hundreds of targeted visitors for free.So it is only wise to help them if they need any further information.

Also,some of your potential customers may like to get information about your product before buying it.Without any contact information they may even abandon the thought of purchasing it.

Once the writing work is over,you would like to correct the format,layout and spelling mistakes.

Keeping with the press release standards,you should one inch on either side of the body.As far as the length is concerned,I would advise you to keep it under two pages.

In the end,you should check the copy for grammar and spelling mistakes.Once satisfied,submit it to the press release distribution services.

Below I am providing links to the most popular press release distribution services.Some of these sites have page ranks more than 5,which will certainly help you in increasing your search rankings.

1
http://www.betanews.com

2
http://www.directionsmag.com

3
http://www.prleap.com/

4
http://news.thomasnet.com/

5
http://www.npr.org/

6
http://www.nanotech-now.com

7
http://www.prlog.org/

8
http://www.bizeurope.com/

9
http://www.free-press-release.com/

10
http://www.clickpress.com/

11
http://www.downloadjunction.com

12
http://www.newswiretoday.com/

13
http://www.openpr.com/

14
http://www.pressbox.co.uk/

15
http://www.filecluster.com/

16
https://secure.digitalmediaonlineinc.com/

17
http://www.sbwire.com/

18
http://www.1888pressrelease.com/

19
http://www.afreego.com/

20
http://www.sanepr.com/

21
http://www.theopenpress.com/

22
http://www.free-press-release-center.info/

23
http://www.prfree.com/

24
http://www.ukprwire.com/

25
http://www.pressreleasespider.com/

26

http://pressabout.com/

27
http://www.pr-inside.com/

28
http://www.itbsoftware.com/

29
http://www.pressmethod.com/

30
http://www.itbinternet.com

31
http://www.newsblaster.com/

32
http://www.24-7pressrelease.com

33
http://www.freepressreleases.co.uk/

34
http://freepressindex.com/

35
http://pr-gb.com/

36
http://www.nationalhomelandsecurityknowledgebase.com/

37
http://www.prcompass.com/

38
http://www.pressexposure.com/

39
http://www.i-newswire.com/

40
http://www.cgidir.com/

41
http://www.mediasyndicate.com

42
http://www.techprspider.com/

43
http://prmac.com/

44
http://www.publicitywires.com/

45
http://www.seenation.com/

46
http://news.eboomwebsolutions.com/

47
http://www.afly.com/

48
http://emeapr.com/

49
http://www.prwindow.com/

50
http://www.pressreleasecirculation.com/

Besides the above mentioned services,There are a few paid services like http://PRleads.com

That will connect you with reporters and writers in major daily papers like New York Times, Washington Post and the Wall Street Journal.Just imagine having your content published in one such paper ! It can bring you thousands of targeted visitors.

xvi)The Safelist List Machine:

How many times have you seen the IM saying "Money Is In The List"? ask any successful marketer and he'll tell you that the powerful asset that you can own on internet is a "mailing list of targeted prospects".

No other advertising method can match the effectiveness of e-mail marketing,and you'll always need a list if you want to make consistent income on the internet-either as an affiliate marketer or as a product owner.

Safelists enable you to have a list without owning a list.These lists essentially work on a "MLM" model,the people who joins after you are placed in your downline ,the people who are placed in your upline sends of messages that contains links,you earn credits by opening these e-mails and clicking on the links within,then you can use those credits to send promotions to your downline.

One thing I would like to warn you here- never spam these lists,because simply that will not work.Most of the newbies make the mistake of sending e-mails that are right away promotions and fail to see any positive returns.

If you want to harness the power of these lists,create(or get) a valuable product and offer that product to your prospects for free,get the prospects on your own list,keep providing as much as you can ,and you'll reap the rewards on the long run.

It's advised to create two new e-mails,just for receiving e-mails from your upline and the admins,because you'll be getting a lot of them.Also,separate e-mails will help you in keeping your personal e-mail clean and you'll be in better position to keep the things organized.

The safelists will require you to click on the links within the promo e-mails and see the ads for a particular length of time(usually 10 or 15 seconds).It seems boring in the beginning ,but try to mix it with your traffic exchange surfing,use a multi tabbed browser(preferably Mozilla) and you'll be able to earn tons of credits in a very short time.

The safelists also provide you an option of purchasing ad credits ,in the case you don't have enough time to click the ads..According to my experience,purchasing credits is a good investment ,but you should first test the effectiveness of your ad copy and squeeze page with free credits.

Some Of The popular safelists are:

http://GotSafelist.com

http://Adtactics.com

http://Herculist.com

http://MyFreeSafelist.com

http://Safelister.com

http://EliteSafelist.com

http://SupremeList.com

http://MBPsafelist.com

http://MoneyListPro.com

http://Supralist.com

http://GlobalSafelist.com

http://SoloEmailAds.com

http://AdSolutionLine.com

http://SpiderMailer.com

Like in the case of “Traffic Exchanges”,I would advise you to use a splash page in order to get optimum results from safelist traffic.

xvii)The Social Bookmark Auto Traffic Machine:Get Traffic On Demand Without Writing A Word

Social bookmarking is a web2.0 way to get targeted traffic by simply syndicating your site/blog to various social networks,web2.0 sites and website/blog directories.

What Is Social Bookmarking??

Social bookmarking is a new phenomenon.You probably understand the term “Bookmarking”.You might have already used the bookmarking services provided by different browsers.

In Internet Explorer,there is a utility named “Add To Favorites”,In Firefox there is an option named “Bookmarks” where you can bookmark and arrange favorite pages and websites of your choice.These functions allow you to save the links of your favorite sites ,so that you can easily find them whenever you want to visit them afterwards.

Social Bookmarking works in a similar manner,but there are two obvious differences.First the sites you bookmark are saved in a third party platform(The site where you bookmark a page) than in your web browser.

The second is that your bookmarks are shared with other users.Depending on the keywords you have bookmarked them for,those sites will appear in results when someone search for those terms.The more bookmarks a site,blog or page gets,the higher it’ll appear in the search results.

Google Loves These Sites….

Most of the social bookmarking sites enjoy very high page rank and are one of the most favored type of websites by the search engines.The reason is that the content on these sites is user generated and

By definition,social bookmarking is the action where a user bookmarks a site on a public platform and tags it with relevant keywords.The process doesn't end here.Other users find the site and bookmark it,if they find the content useful.Thus the site ascend to the first page of that bookmarking site.

Getting to the first page of any social bookmarking site means that you'll get tens of thousands of visitors in a couple days duration,make sure that your host provides you enough bandwith.

Though I can't deny that most of this traffic will be untargeted,you can still add a couple thousand subscribers to your list…….just don't send them directly to your sales page.

Top bookmarking sites like Digg,Delicious and StumbleUpon get hundreds of thousands of visitors per day.Even the second tier websites get tens of thousands of visitors.In order to get the maximum exposure,you would like to bookmark to as many sites as possible.

Below is a list of top Social Bookmarking sites:

http://digg.com/

http://www.delicious.com/

http://Furl.com

http://Technorati.com

http://Propeller.com

http://StumbleUpon.com

http://Reddit.com

http://Popurls.com

http://MyBlogLog.com

http://Kaboodle.com

http://Bloglines.com

http://Far.com

http://Simply.com

http://Listible.com

http://Slashdot.com

http://BlinkList.com

http://Newsvine.com

http://FeedMeLinks.com

http://Connotea.org

http://Scuttle.org

http://CiteuLike.com

http://Shaddows.com

http://LinkRoll.com

http://JumTags.com

http://Fuzzfizz.com

http://Frassle.com

http://FriendSite.com

http://MyBookMarks.com

http://PlugIm.com

http://Spotback.com

http://Linkswarm.com

http://SpotPlex.com

http://SpotPlex.net

http://Spurl.net

http://BlueDot.us

http://ShoutWire.com

http://TailRank.com

http://ClipMarks.com

http://NetVouz.com

http://Mister-Wong.com

http://Dzone.com

http://Blinklist.com

You can create accounts at as many of these sites as you like ,but I wouldn't advise you to manually submit your sites.There is free tool named "Social Marker".Using this tool ,you can submit your site to 48 most popular sites,18 of whom allow do follow links.

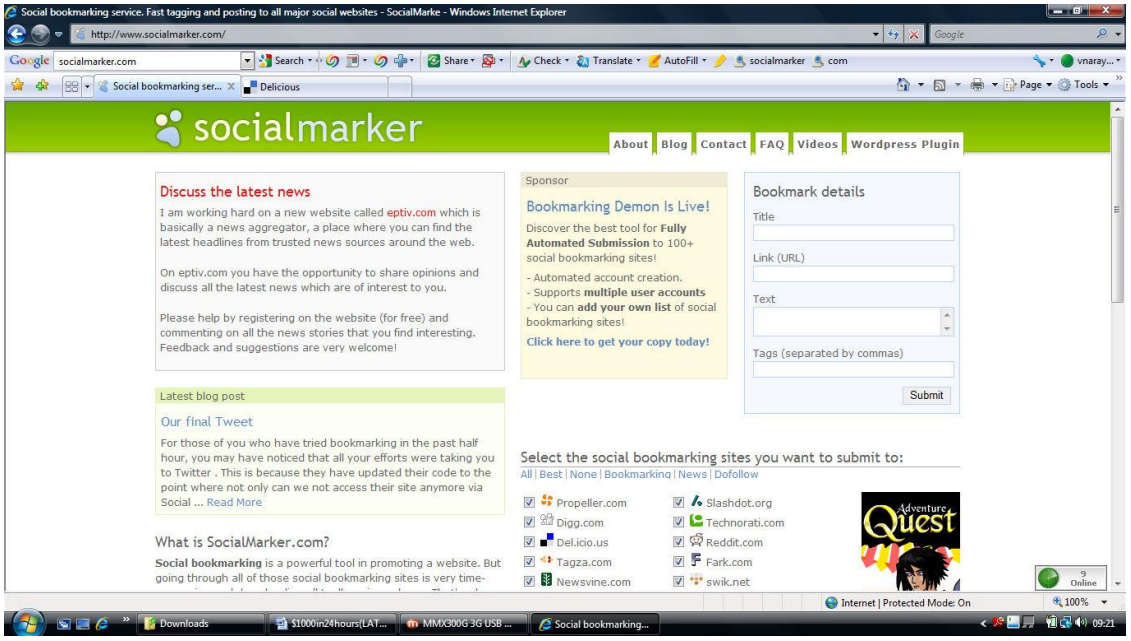

In the top right you can insert the title of your site/blog/post/article,it's URL,a little description(don't forget to include your best keywords),and the most common keywords.

SocialMarker is quite effiecient as long as you have a few pages to submit.**If you have a lot of content that is updated everyday,I would advise you to use their paid tool "Bookmarking Demon".**

Bookmarking Demon is simply the most effective bookmarking tool out there…

The reason is that all other submission tools submit the same title,description and tags to all the bookmarking sites,thus prompting the search engines to consider your submissions as spam and incurring the search engine penalty.

Some Of The Great Features Of This Tool Are:

*You Can Create Account On More Than 100 top bookmarking sites from one place(saving you hours of time).

*You can create multiple accounts on the sites you want.

*With Bookmarking Demon you don't need to enter your title, description and tags.Once you enter the URL,it automatically picks these variables from your meta tag information.

*Bookmarking Demon comes with a domain crawler.So you won't need to enter the URLs of every page of your site.It will automatically crawl all the pages of your site.

*It contains an in-built RSS crawler.So it'll bookmark all of your articles and web2.0 content as soon as these are updated.

*It allows you to schedule your submitting time.So you can submit your content over a period of time.This is important,for submitting a lot of content at once may get you in trouble,both with the bookmarking sites as well as the search engines.

*The RSS Camouflage feature of this tool enables you to protect your account from getting banned for self promotion.

So Bookmarking Demon is a pretty amazing tool for automating your bookmarking job.

xviii)Viral Marketing Traffic Bomb:

Forced Promotions Are The Thing Of Past,'ow Make Money Effortlessly By Getting Others To Willingly Forward Your Marketing Messages

Have you ever thought about the main reason behind the success of some of the best selling products,be these information products,print books or physical products?

The idea of paid advertising may come to your mind,you may start thinking about joint venture promotions but I can tell you that none of these methods can generate the sales volume some of the top selling products get.

It's a totally different kind of promotion…. and it is called "Viral Marketing" or "Word-of-mouth marketing" or "Referral Marketing".

It's a proven fact that most successful ideas spread not due to the marketer's relationship with customers but due to a customer's relationship with other customers.Just take some of the most successful web ventures like Facebook,Twitter or Hotmail for example.All of them got their enormous userbases not by spending hundreds of millions in advertising but by providing their existing users a platform to spread their advertising message virally.

Take the case of Hotmail.com for example.They tried a unique idea.After getting a few users,they started including a small viral message in the end of every e-mail sent by it's existing users.

The message was a one liner "Get Your Free,Private e-mail At Hotmail" and a link to the sign up page.Users of other service providers saw the message and started joining Hotmail.The message spread so fast that Hotmail gained 18 million new users during the 12 month period,without doing any paid advertising.

Internet is an ideal medium to spread your ideas and get others to agree to them and propagate them further.Just consider a few facts-it took full 40 years for te radio to reach 40 million user mark.Television took 15 years to get to that mark.AOL took 3 years to get 10 million users and Hotmail took less than a year to get there.

The Difference Between Forced Advertising And Consensual Advertising Is Huge…

In the past,marketers used to mail out tens of thousands of sales letters to totally unknown people in hope that a percentage of them would buy their product.That kind of marketing worked for sometime but eventually lost its sheen.

The failure of mail order businesses and rapidly growing popularity of internet gave way to various kinds of online advertising techniques- foremost of them being banner advertising and Pay Per Click(PPC) advertising.Both these methods worked exceptionally well for few years.There were days when anyone could slap an ad in Google with his naked affiliate links attached and used to make handsome commissions…. **▪ot Any More**

The reason is that consumers absolutely hate forced marketing.Over the years,they have been fed with promotional messages and annoying banner ads,pop ups and pop unders.

I am not saying that these kind of conventional advertising methods don't work anymore but there is something that you would have to add to your arsenal if you really want to make it **BIG.**

Successful Viral Marketing Experiments

Take the case of Facebook.I don't think there could be a bigger example of viral marketing than Facebook.They now have more than 900 million active users and most of this userbase has been gained through "Word Of Mouth" promotions.

Just look at their viral friend inviter applications.They don't need you to manually type e-mails of each one of your friend(like in normal Tell-A-Friend scripts).A registered user just need to provide his e-mail address and password and Facebook would search his friends and invite them to join Facebook.Almost all the e-mail services are listed there.

Considering the fact that a typical person has dozens of friends ,family members and relatives and regularily communicate with them using e-mail,his e-mail import and invitation allow Facebook to add at least a dozen new members per user who decide to use the friend invite feature.

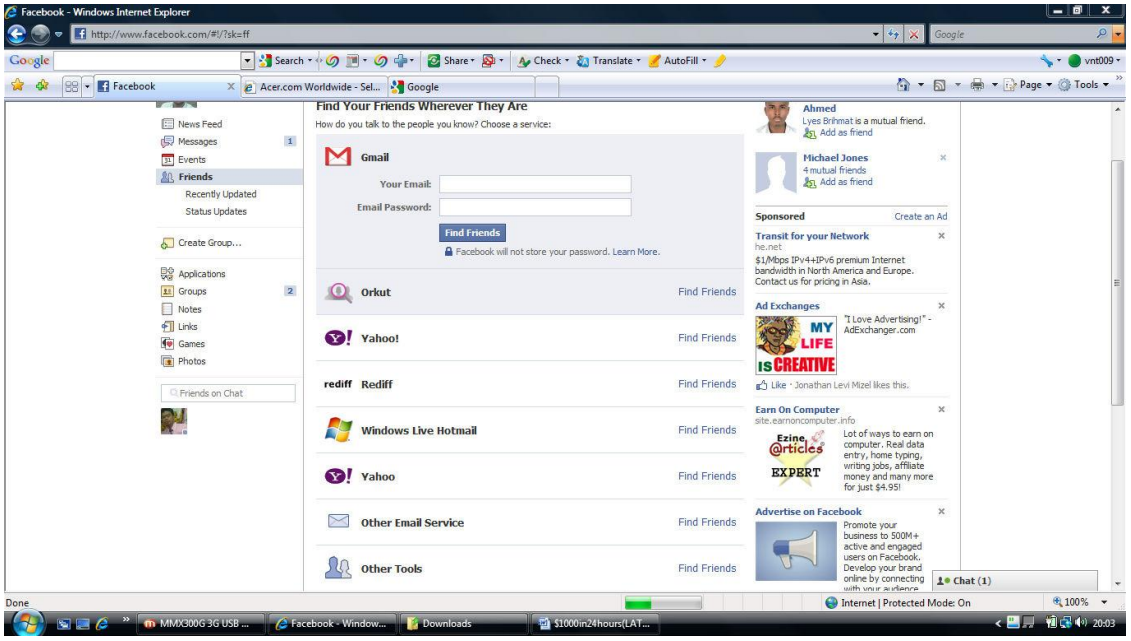

Note that Facebook has not stopped there.Just click on the ‘‘Other Tools’’ link

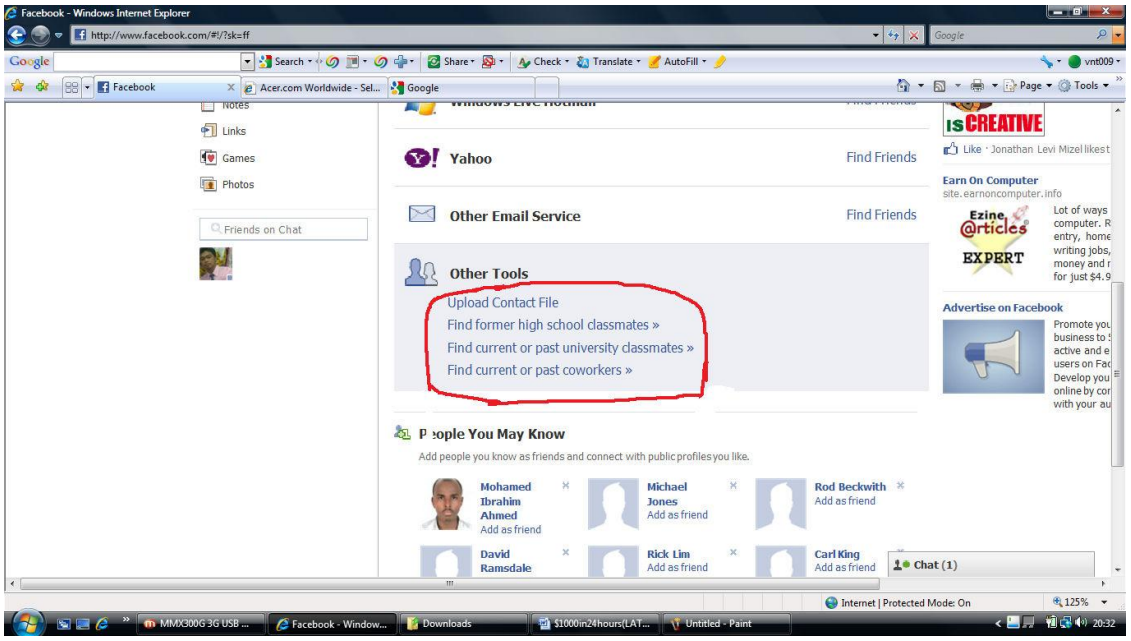

In addition to the e-mail import function ,they allow you to upload contact files(may contain thousands of e-mails in one file),find former school

mates,university class mates and co-workers by searching with your school/college/company name.

These are some of the viral tools that have allowed Facebook to reach the position where it is today.

In internet marketing circles,viral applications have been quite popular.Mike Filsaime used the "Viral Friend Inviter" script to build a subscriber list of over 2,000,000 prospects.This script is the best viral marketing tool I have seen.It supports 39 e-mail services and the visitor just need to enter his e-mail address in order to send the promotional message to all his friends.

Another excellent viral tool is the "Viral Tweet" script.Several marketers are using this script to get subscribers and sales on complete autopilot.Its a simple but very effective viral tool. Its concept is straight forward…In order to receive the freebie,The user just need to enter his Twitter username,password and hit the "Re-tweet" button to send the pre-inserted promotional message.

The message is seen by all of his followers and out of the curiosity some of them come to the site and repeat the same action.The whole thing works like a "snowball" effect and Jani is making hundreds of dollars per day extra with his viral idea.

Viral Marketing Techniques And Tools That You Can Implement In Your Business Right 'ow

Before getting into the actual methods,let me ask you a simple question-how does a virus spread?

The virus needs three vital ingredients to multiply itself:

1)A good carrier

The carrier of your virus should be a social person.The wider his social circle is,the more places he goes and the more people he converses with,the more are his chances to infect others.

On the other hand,a virus would die without spreading further if it's early infector is a recluse.

2)Favorable atmosphere

For the maximum growth and spread of a virus, favorable temperature and humidity is required.It would die if the weather is too hot ,too low or the humidity levels are very low.

3)Lot of new prospects in vicinity

The more prospects there are in the vicinity of the first carrier,the more chances are for the infection to grow rapidly.Cowded places like the market,church,sport stadium,school class rooms,public buses are ideal.

4)Strength Of The Virus:

This one is another deciding factor.The growth and area of influence of a virus ,to a great extent,depends upon the strength of the virus.A weak virus may not overcome the immune system of it's targets,while the strongest ones take over even the mightiest creatures,against the most unsupporting weather conditions.

▾ow let's discuss all 3 factors in the context of internet marketing……

The Carrier:

A well connected and influential person can spread your message to thousands(even hundreds of thousands) of new prospects.The wider social circle he has,the more is your likelihood to succeed.Sometimes,even one such person can provide you all the initial momentum to get your promotion going.

In the internet marketing circles,such person can be a super affiliate with big list ,a marketer with lot of Twitter Followers or a Facebook whiz with a lot of friends and fans.

Also the carrier sould be an active person.He should be in constant interaction with his prospects and should be willing to spread your message wholeheartedly.

The 80/20 rule applies as far as the effectiveness of carriers is concerned.In any successful product launch,more than 80% of all the sales are generated by the top 20% affiliates.That is why these powerful "carriers" are always in demand.**In order to spread your ideas far and wide and in order to get them accepted by masses,You'll need to find powerful persons who can spread your messages.**

Favorable Atmosphere:

Like a virus dies quickly if it doesn't get favorable atmosphere,a viral promotion too extinguishes if the medium in which it is trying to spread is hostile and sets too many restrictive barriers.

For example,if someone choses Craigslist to spread his viral promotion,he is doomed to fail from the very beginning.In contrast,mediums with viral tools like Facebook and Twitter may prove very favorable if your promotions are subtle.

A favorable medium should contain one or more than one viral tool so that your prospects can spread your message with ease.

Lots Of ▾ew Prospects In Vicinity:

The time of promotion too directly affects the performance.While sending out a viral promotion, choose a time when maximum number of your prospects are online.

For example,if you are trying to do a viral promotion for a "weight loss" product using Twiter and are targeting the US market,you would like to send your tweets during the US daytime.

Strength Of The Appeal Of Your Message:

Marketing messages are very similar to viruses.People have been fed with all kind of marketing tricks since the dawn of the last century and they have now developed a kind of immunity towards most of them.If the appeal of your promotion is week,it'll die in the middle.

Your message should be such that the prospects don't feel like they are being sold something.Your message will not be able to propagate very far if your prospects perceive it as forced promotion.

Power Viral Promotion Through Re-Brandable Reports

Free,Rebrandable reports are one of the best way to promote your main products,besides quality reports can establish you as an expert in that niche.

Free reports are the most commonly used item to build a subscribers list or presell a paid product.

Though free reports are the most dominant tool to attract new prospects and generate sales ,most of the marketers make the mistake of limiting the viral effect of these reports.

While normal reports can generate sales for the product owner only,re-brandable reports(where the affiliates can insert their own affiliate links) can make commissions for the affiliate and….

Using a viral tool like "ViralPDF",you can create this great presale material for your affiliates.

Viral Toolbars

Viral toolbars are great tool to market your products subtly.There is a lot of demand for free softwares as evident from the traffic some of free shareware sites get.

The key lies in making your software free to use.Once someone install it,you may show your own as well as affiliate offers.

The software creation work has not be complicated.If you have money you can pay a programmer to get it created.

What if you don't have the money?

There is a tool named ToolbarWizard using which you can create niche specific toolbars.Once someone installs your toolbar,you can start delivering him messages ,content and offers related to that niche.

How To Make Extra Money Through Your Toolbars

Making use of your RSS feed you'll be able to earn some extra money.While creating your toolbar insert your blog RSS feed URL.Thus,you'll be able to notify your prospects whenever you update the content on your blog.

Adding that URL is very simple if you use wordpress platform.Otherwise you can use Tumbler which provides RSS feed that you can insert in your toolbar.

Viral Freebie Giveaways:

Most of the marketers use some kind of freebie to build their lists…Why not use these freebies for your viral promotions?

Yes,your "Thank You" pages are the best places to induce this viral factor.The prospects who have optined to your list or bought your product are the perfect carriers to spread your message virally.

They'll happily promote your squeeze page/sales page in return of getting an additional free report/software…

The promotional channels can be social media or e-mail…All you have to do is fecilitate the process by inducing viral sharing mechanisms.

Viral Contests:

Viral prize contests are probably the most potent way to explode your traffic,increase the size of your list and significantly increase your brand recognition.

These contests have been used for ages,both by fortune 500 corporations and small and medium sized businesses to fulfil their business objectives…They always work because the carriers(your prospects) get huge incentive to spread your word.

The incentive can be cash prize,some in-demand gadget,paid vacation,a paid product(for free) or something else that you think your prospects want.

Social networks are the perfect platforms to get free advertising for such contests and if your prize is something that your prospects really want,you can have a home run without having a list or established follower base of your own.

xix)The “Pepsi-Coke” Method:Taking Massive Leverage From Other People’s Traffic

This is what Mike Filsaime call the “Pepsi-Coke” model.What these companies do is negotiate with gas stations, grocery stores and shopping malls to get their products integrated and exposed at these high traffic places.

Even Microsoft took massive leverage from PC makers and grew their brand to astronomical heights without spending much on advertising.Now Windows comes pre-installed in almost every new desktop and laptop and a user pays Microsoft than the hardware maufaturer to get updates of its softwares.

The system that I am going to discuss in the next few pages is probably the simplest,easiest and one of the most potent moneymaking system that you’ll ever come across.

The potential is so great that you can create a consistent six figure a year income out of this system alone and the best thing is that it generates autopilot income…Meaning you just set up the system once and it’ll bring you thousands of dollars month after month without needing any effort on your part.

Another beauty of this system is that it suites all kind of marketers…Even if you are a complete newbie,**you can implement the full method within 30 minutes and it doesn’t require you to invest a dime upfront.**

In the case you are already making money with IM,you can use this method to add another five to six figure a year income stream to your existing revenues with just a few minutes of work a day.

The System In A ▾utshell

In this method we are going to take massive leverage from online blogs to send thousands of laser targeted visitors to our salespages.

There are billions of blogs online.You can find millions of them in any big niche.Most of the blogs are built on the wordpress platform and many of them receive tens of thousands of visits ever day.

Blogs allow their owners to share their knowledge, thoughts and emotions with the world and most of the blogging platforms include several interactive features to felicitate maximum interaction between the blog owner and the readers as well as among the readers.

Established blog owners are perceived as the top authorities in their respective niches and their recommendations are rabidly followed by their devoted readers. **If you carefully look at some of the blogs in any niche,you'll find that most of them are monetized with Google Adsense(now Adchoices) ads…So although the owners of these blogs know how to monetize their content and traffic,very few of them actually make a full time income.**

With Adsense,the publishers have to wait for several months before they get their payment and their earnings and accounts are always on the mercy of Google.

Moreover the EPC these guys get with Adsense is always abysmal …Even in the highly lucrative niches,Google doesn't pay their publishers more than a few cents per click(there is a big-2 difference between the CPCs of Adwords and Adesnse)…Overall result is that most of the blog owners never make more than a few hundred dollars per month.

These guys are your easy prospects and once convinced with the moneymaking potential of your offer,they'll do everything under the Sun to send you leads and sales and put thousands of dollars in your pocket,on autopilot.

What we'll be doing here is convince the blog owners that they are losing tons of money every month by being content with displaying Adsense ads and that your product/offer can make them thousands of dollars a month without any extra effort on their part.

So basically the blog owners will be sending traffic to your salespages and in return,you'll be giving them 50%(at least) of the earnings.

Most of the established blog owners build mailing lists and some of them may have tens of thousands of subscribers.So a single deal can bring both of you more than $5,000 in pure profits.

Whenever you approach any potential partner,you'll promise him to pay his earnings within a couple of days and that he'll be able to track all his statistics …The lure of getting their money in such a short period of time and the assurance of being paid for every lead they generate,will make these people literally begging you to provide them your link.

Now let's proceed to actual implementation…

Follow The Steps Below To Successfully Implement This System:

Step1:Find High Traffic Blogs

The first step is to search for high traffic blogs in your niche.To do that,type the "name of your niche(or some related keyword)+ blog" in Google.

So if I want to search for popular blogs in "weight loss" niche,I would type:

Weight loss blog

Fat loss blog

Fitness blog

Health tips blog

Lose weight blog

Workout blog

For the illustration purpose,when I type "weight loss blog",105 million results appear.

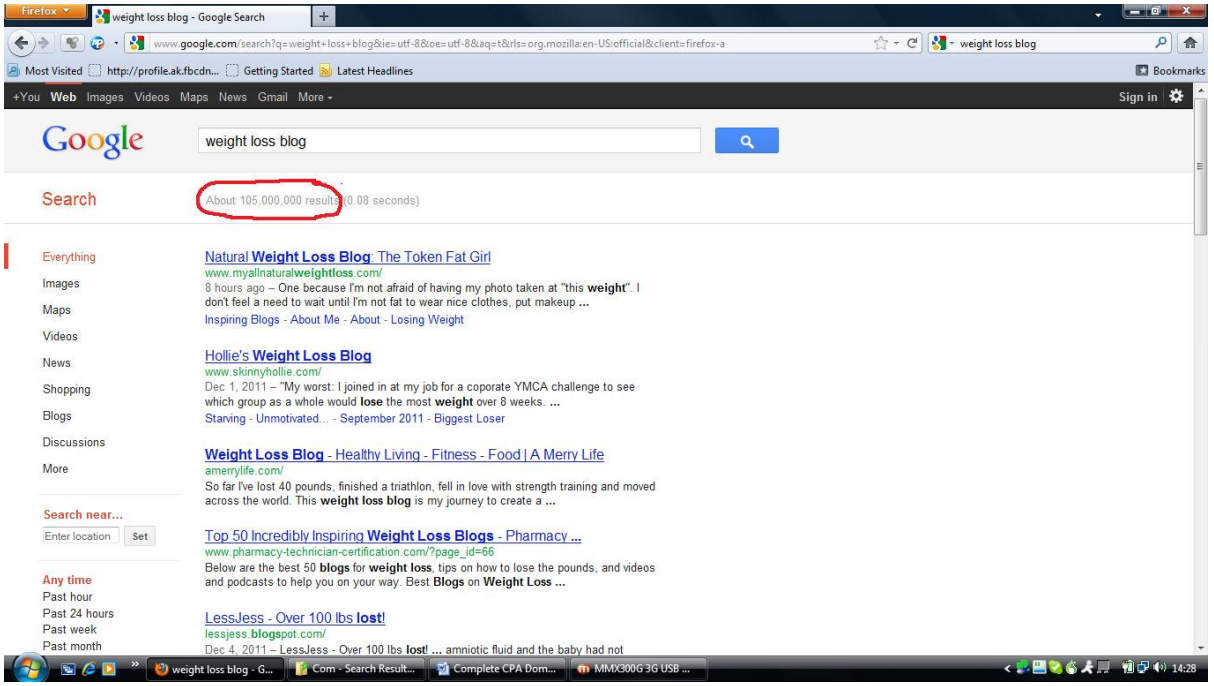

The first one is http://MyAllNaturalWeightLoss.com



The blog looks very nicely designed and well written…To ascertain how much traffic it gets,I go to http://Quantcast.com

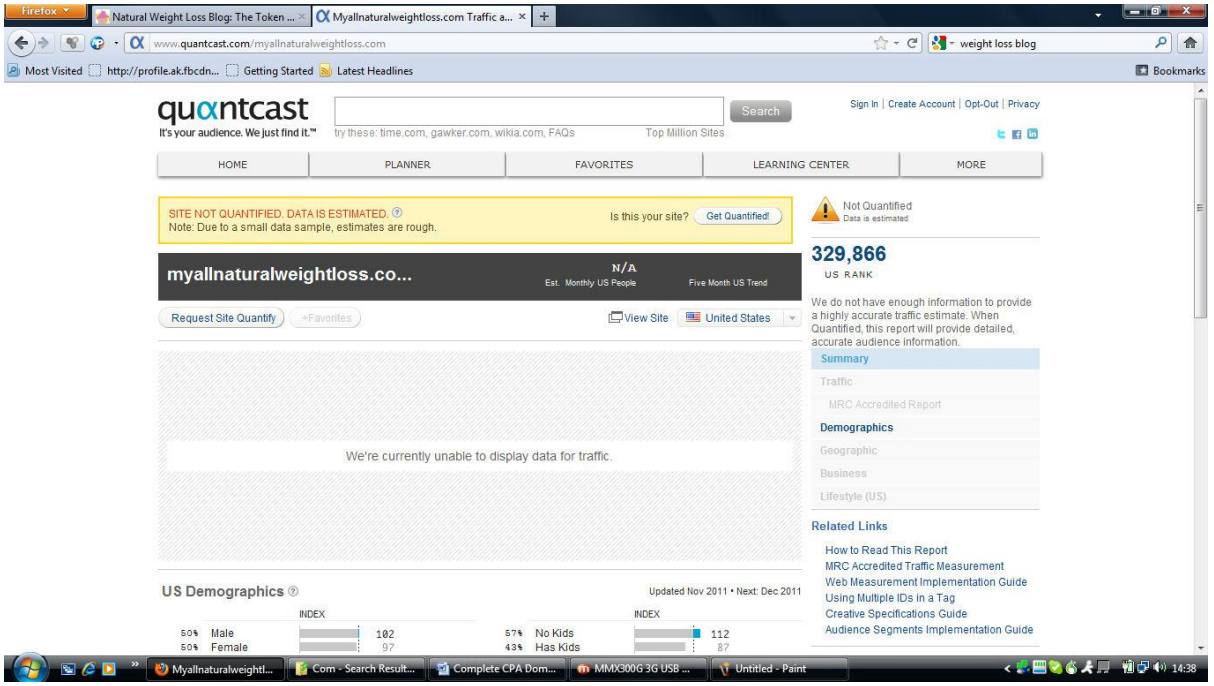

Sorry,this site is not quantified…Let's search for the 2nd link.The URL is: http://SkinnyHollie.com

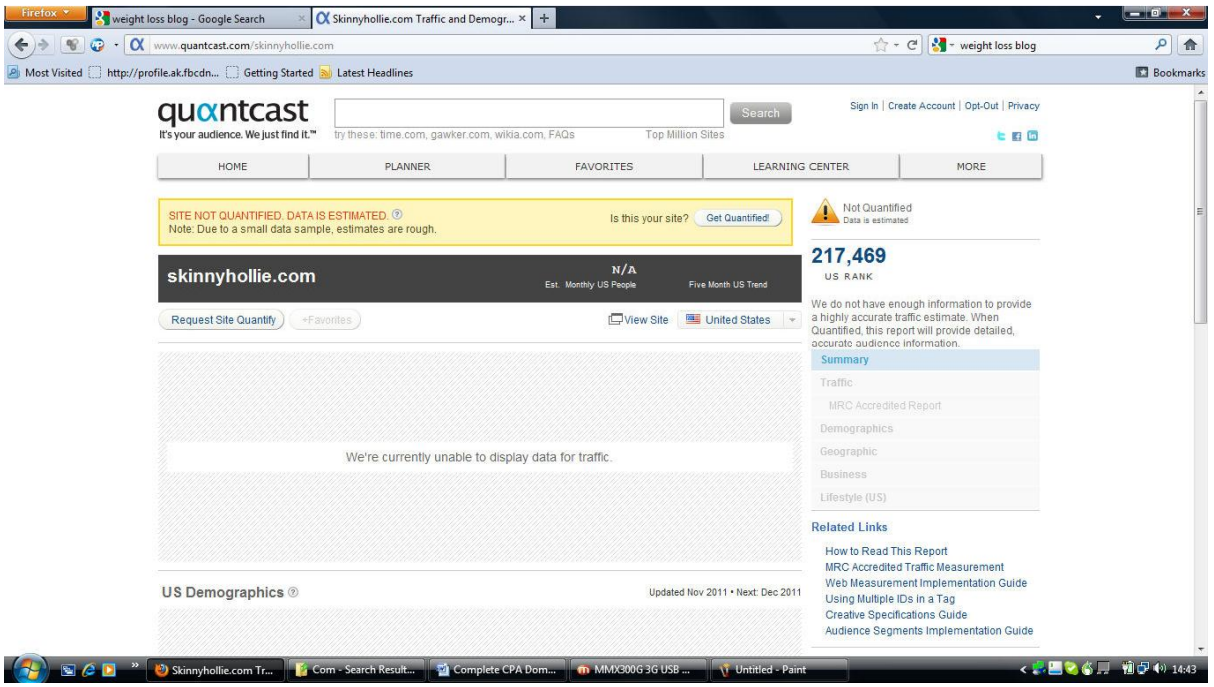

This site is also not quantified.
Let's search for the third one…The link is: http://AMerryLife.com

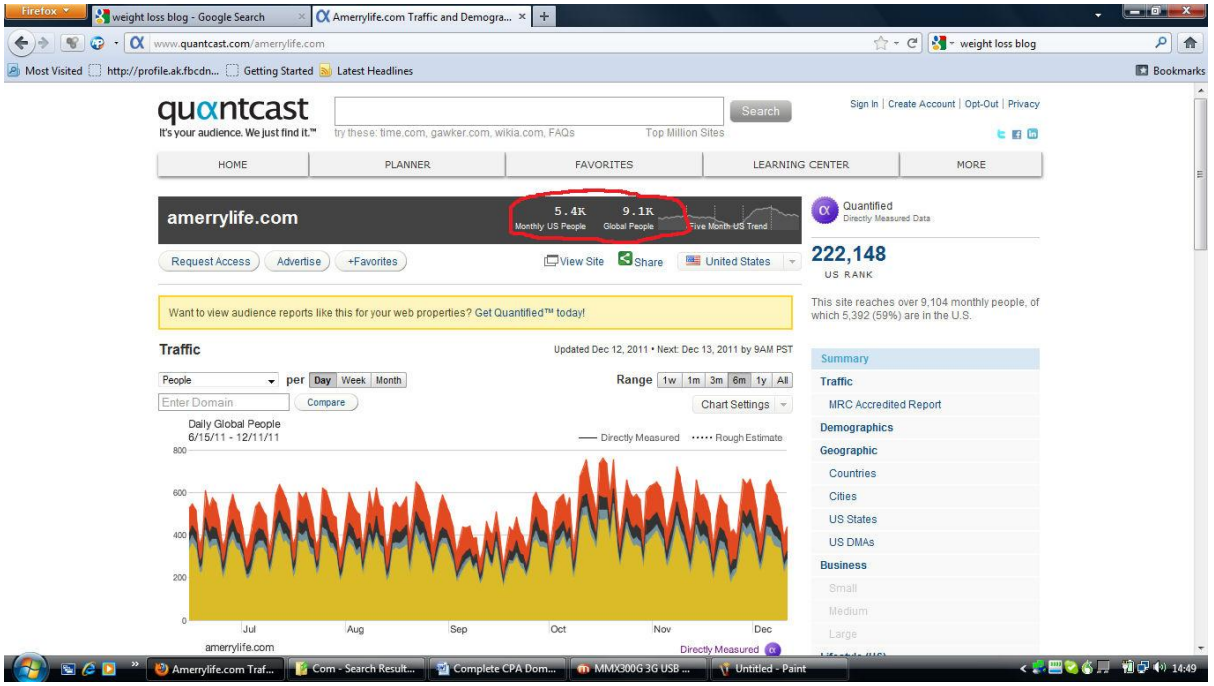

This reaches to around 5,400 US people monthly.It's global reach is around 9,100 people monthly.

▾ow these are not very high figures but still it receives a couple hundred targeted visitors every day.Also the blog owner has a "subscription" option for her visitors and I am pretty certain that she has gotten a few thousand subscribers and followers in various channels.

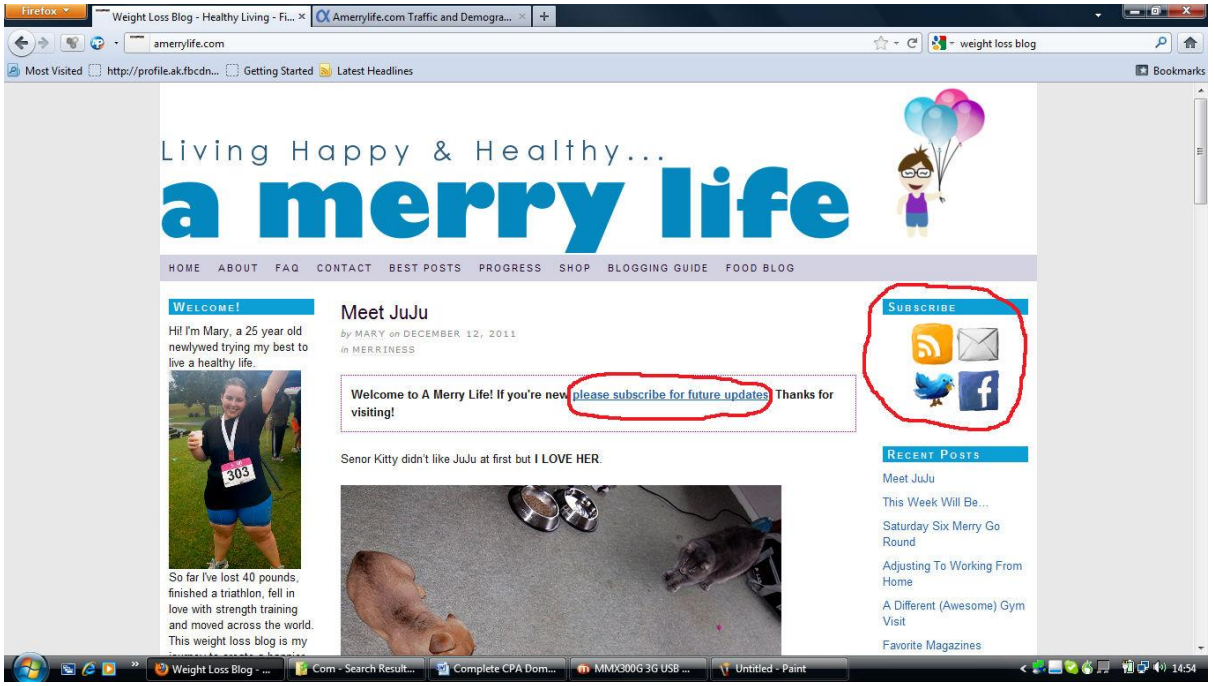

If you look at the blog,you'll see that the owner is using Google Adsense(▾ ow Adchoices) to monetize it…

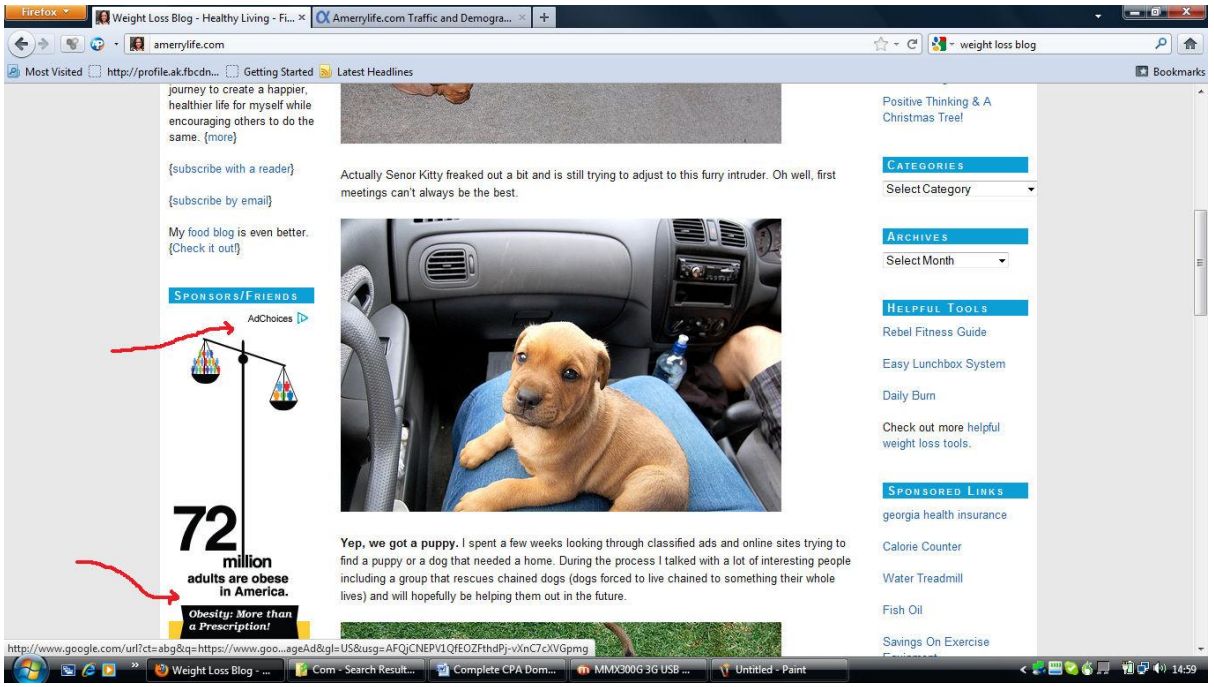

…And I am certain that she is not making any significant income through it…**This is the PERFECT OPPORTU ▾ ITY for you**…

So in the same way,you'll ascertain the traffic figures for different blogs.I would advise you to do it for at least all the sites listed in the top 5 pages.You'll notice that many lower ranked sites get more traffic than their higher ranked rivals.

ii)Contact Them With Your JV Proposal:

Once you have ascertained that a particular blog is getting enough traffic to make you at least a couple hundred dollars,the next step is to find the contact information and present your JV proposal.

In most of the cases,you'll find the "Contact Us" link to be situated at the bottom of the blog:

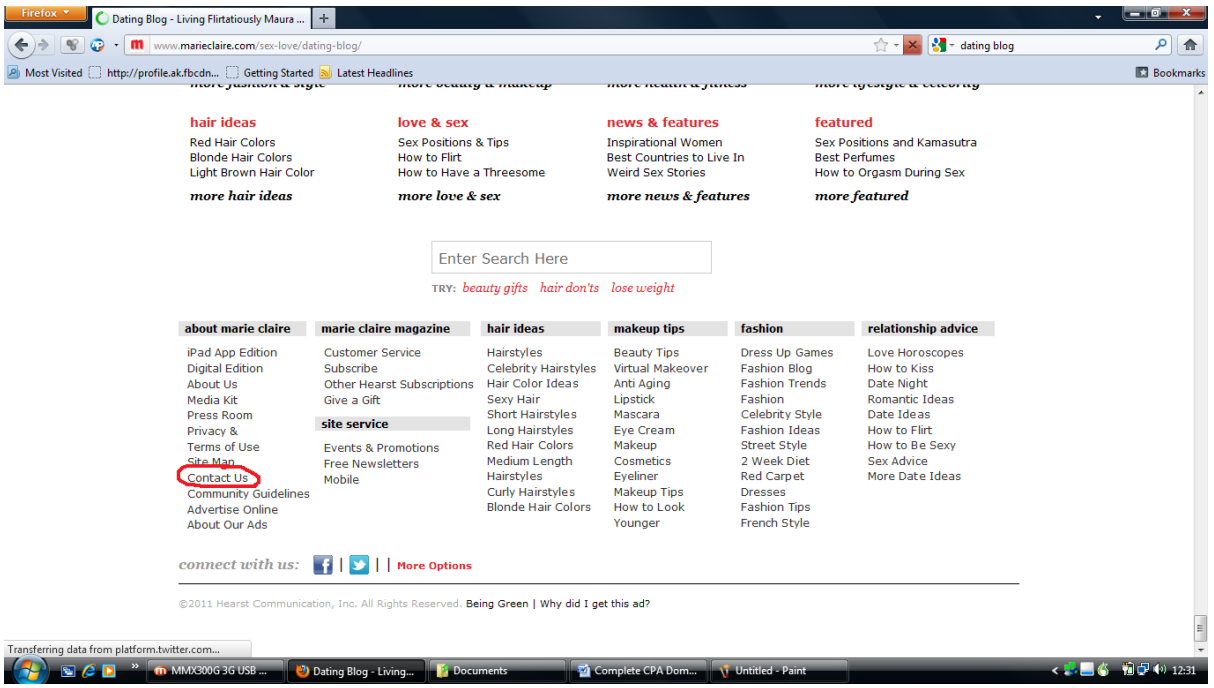

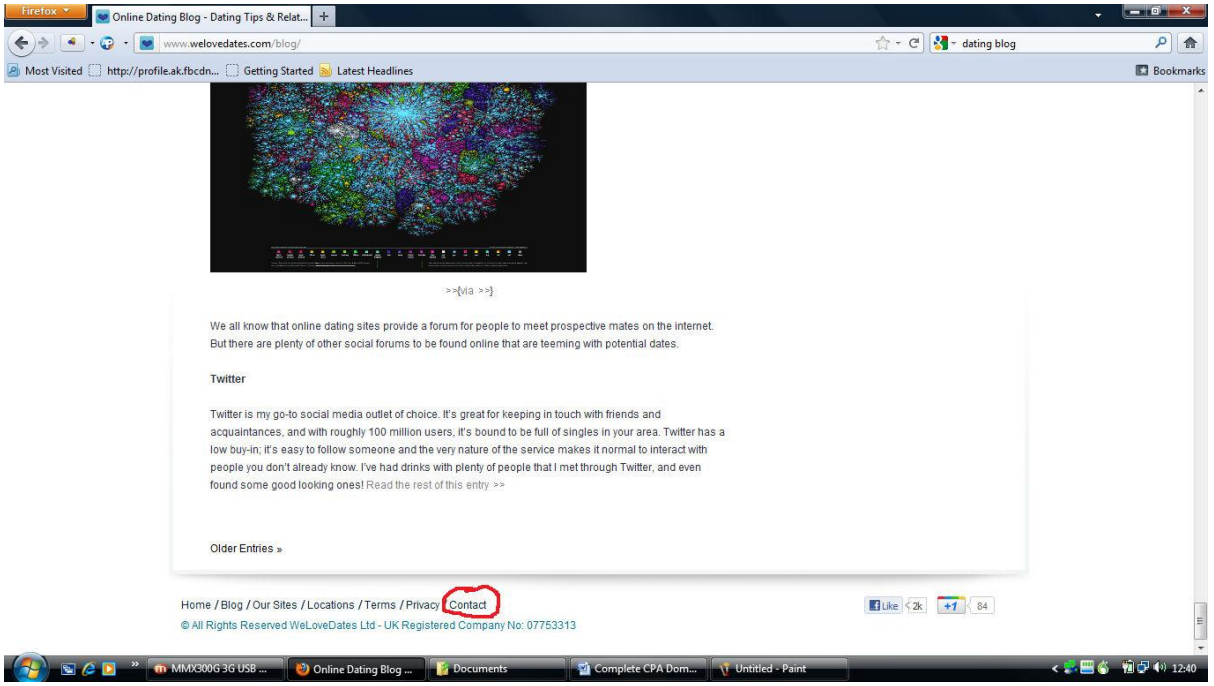

However,in some cases,the "contact" link may be located at the top of the blog…

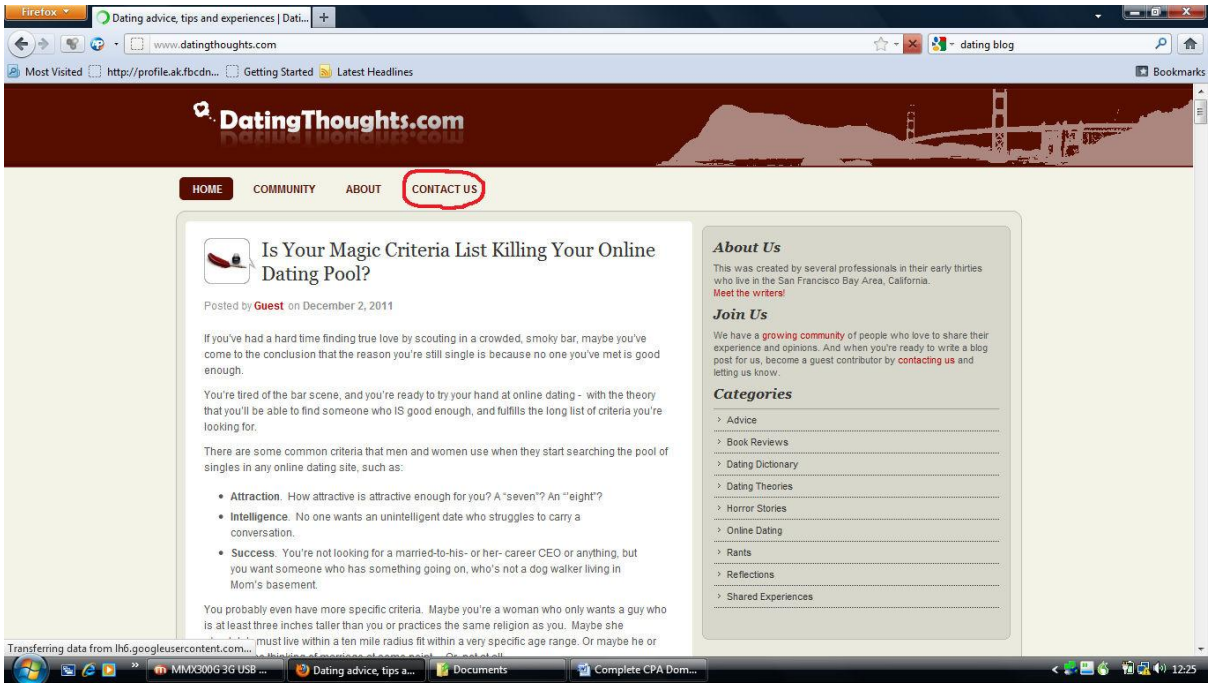

The Magic Formula To Get Partners In Droves:

Everyone loves to see quick results…No one wants to wait for several months to get their earnings….**But these guys are forced to do so.**

Now this thing provides you an opportunity to play on their need and build a very profitable,long term business without doing any hard work yourself.

So when you approach these guys,always make sure that you tell them that they'll be paid within a couple days(or a week at the most) of sending traffic to your offer…Also,always make sure that your prospective partner has a subscriber list(as a substantial portion of your profits will come from his recommendation to his list).

You'll be using PayPal to collect the payments (so that you can pay your partners as early as possible).

Now the more money you offer them,the more will be chances of getting your offer accepted…In fact,I would advise you to go one step further and give away all of your first time earnings to your partners(if you can afford to do so)…The point is to make them believe that promoting your product is the best thing in the world to do.

By doing this,you'll of course only break even in the beginning.But you'll be able to make it back,dozens of times over(in the backend promotions)…Just try to focus on the big picture.

These two messages will close the deal for you, most of the times.

The Initiator:
The purpose of your first message is to generate curiosity.You'll accopolish it by making a big promise while at the same time appearing trustworthy.

It can be something like this:

Title: Can I Send You $1,000 Via PayPal?
Hi {first name},
Just came across your blog and I must admit that I am highly impressed by your knowledge of the subject and your concise way to explain things .You have done an excellent job and I am certain that your readers love it.

Why not make a couple thousand dollars by monetizing your content?

{first name},I have a perfect offer for your readers.It can easily make you $1,000-$2,000 or more while providing great value to your visitors…The best thing is that you don't have to wait for months to get your earnings and you'll be able to see all your stats in a detailed way…**I'll be paying you once in every two days via PayPal.**

Just let me know me know if you are interested and I'll set everything up for you.
Looking forward to a mutually beneficial business relationship…
Sincerely,
{Your Name}
Once he replies back you can be ascertained that 90% of the job is done. ow you just have to provide them the links where they'll be sending the traffic…Your final message will be something like this:

Hi {first name},
Thanks for accepting my proposal…You can get your affiliate link from {your HasOffers} link.

You can promote this link anywhere you like(The best place is obviously your newsletter).I have gotten a few high converting banners that you can place on your blog.Just copy-paste these codes at appropriate places in your blog.
{include the banner codes}.

Let's make tons of money together…
Sincerely,
{your name}

Squeeze Every Penny Out Of The System:Places On The Blogs Where You Would Like To Have Your Banners/Links

Just closing a JV deal is not enough…Just be a little pro-active and persuade your partners to put your links/banners at every place in their blog(that gets significant amount of traffic).

Once you start implementing this system,you'll learn that most of your partners don't know where and how to place your offer links/banners in order to engage the visitors in the best way and generate maximum no. of leads.

So I would advise you to point them where on their blogs they can advertise your offers to generate the maximum amount of profits.

Obviously you are not going to do all this in your first contact.But as soon as a partner starts sending traffic and you pay him for the first time,it'll be perfect time for you to persuade him to advertise your links/banners at the following places:

i)The ▾ewsletters:

If you look at any popular blog,you'll notice that it has a subscription form and the subscribers get a newsletter at regular intervals(may be twice in a week,weekly,bi-weekly or monthly).

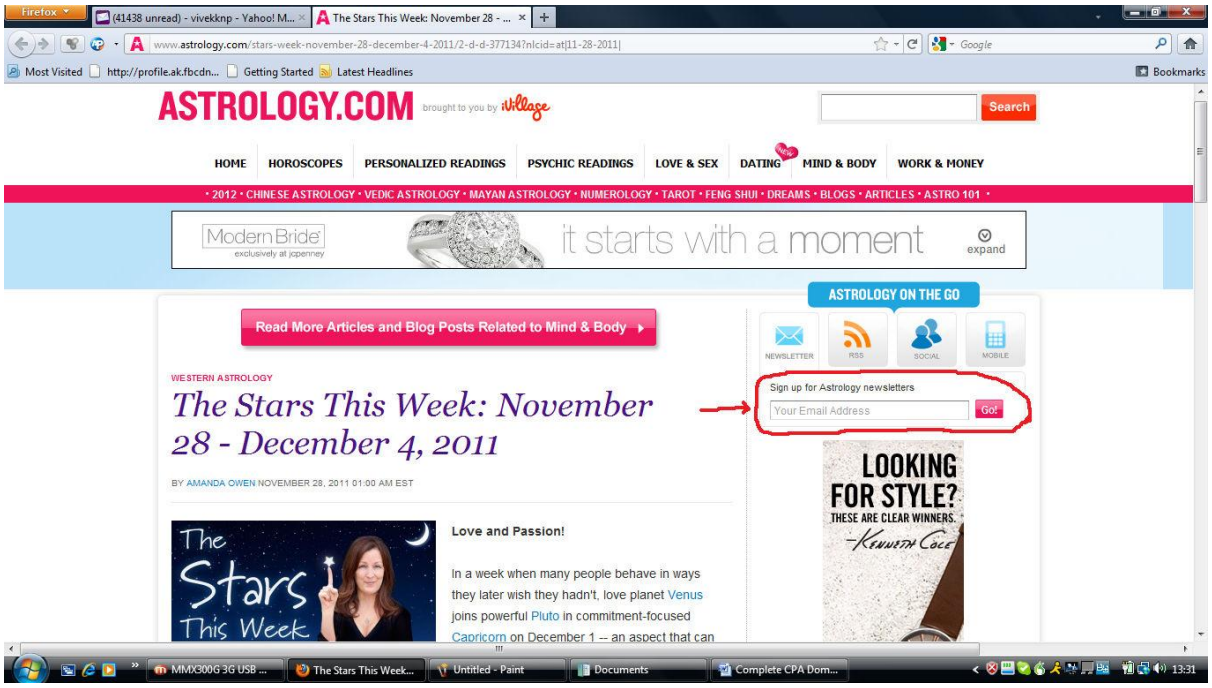



For example,I am a subscriber of the Astrology.com newsletter(weekly) and they always include 1-2 offers with every edition of it.

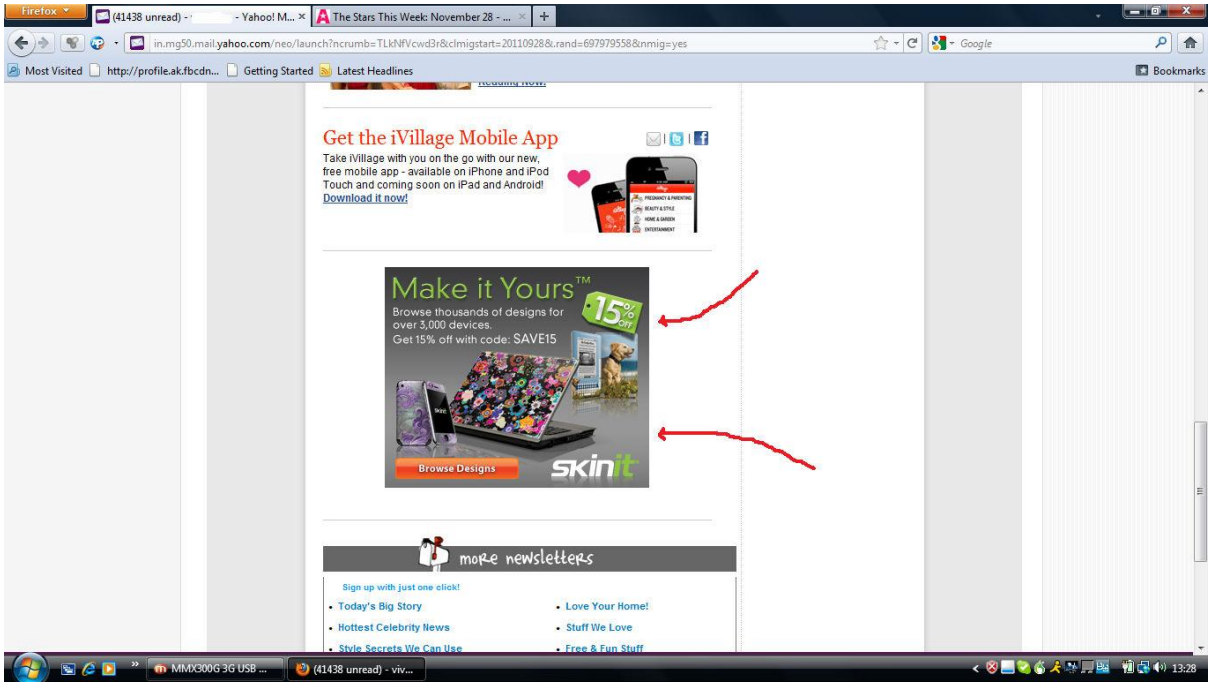

Just see how Clickbank advertises offers in its newsletter:

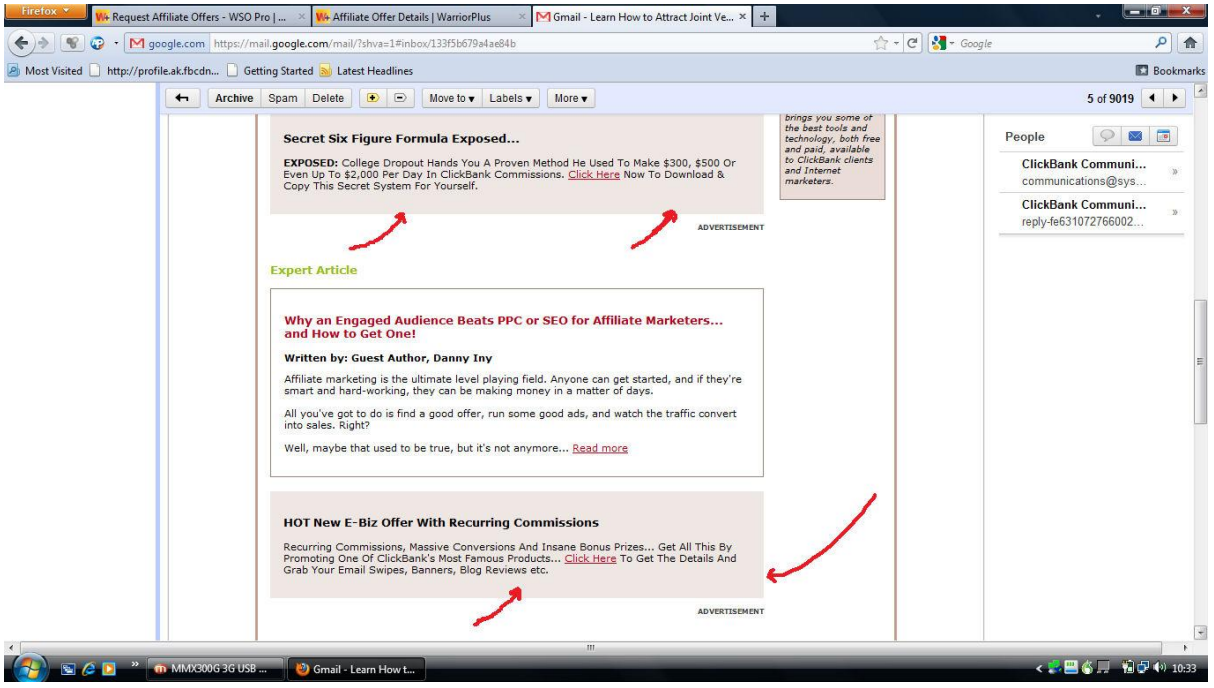

These newsletters are the best places to advertise your product/offer.They are read by hundreds of thousands of readers and a single promotion can make you $5,000+ if you get your offer link included in any popular newsletter.

So whenever you implement this method,be certain to persuade your partner to include your offer link in his/her newsletter.

ii)On Top Of The Blog:

An attractive banner on top of a high traffic blog will bring you thousands of visitors and leads.



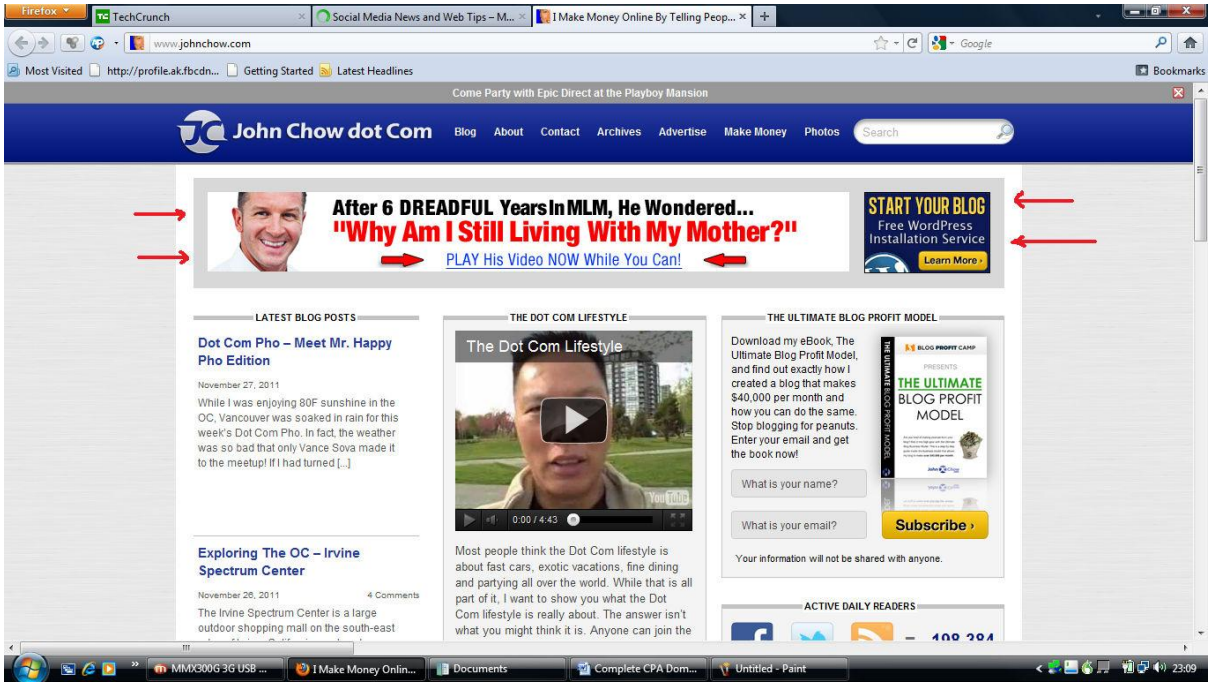

A close look will show you that most of the established blogs use one or more banner ads to monetize the space on top of the page…Now all you have to do is convince them that placing your banner will make them much more money than putting an Adsense banner.

iii)Get A Review Post Done:

The third best way is to get your product/offer reviewed by the blog owner and the post featured on the homepage.

If you visit JohnChow.com,you'll notice a "Reviews" link at the bottom of the blog.

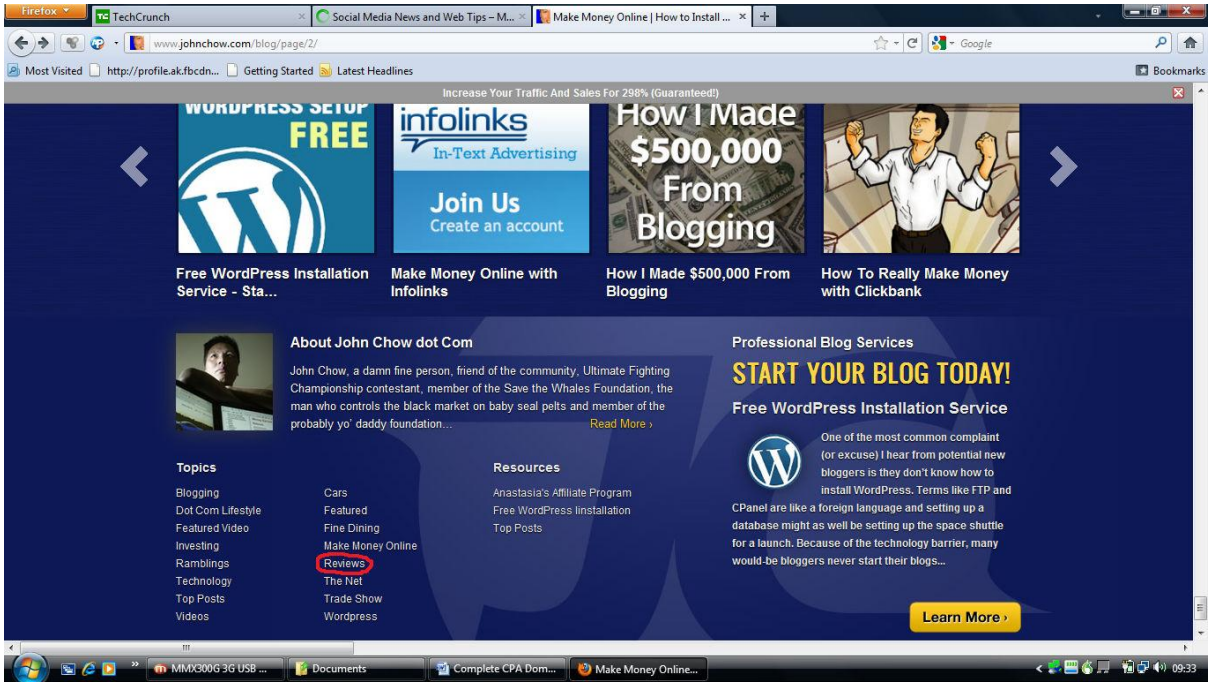

Click on that link and it'll take you to a page where a lot of product reviews are listed.



Now click on any link and you'll see an impartial review of that product/service written by the blog owner (without affiliate links).

How Is It Done?
There is a site named http://ReviewMe.com where you can order a paid review of your product/offer/service on your selected blog in your niche.The blogs are ranked according to their scores from Alexa,Technorati and the number of RSS subscribers.

The amount you need to pay depends on the amount of traffic,no.of RSS subscribers,link popularity and the main theme of the blog.

Once you pay the fees,the blogger will write a review post about your product/offer/service and it'll bring you targeted traffic for years to come.

▾ow you don't have to do anything with this site for now.What I wanted to illustrate is that you can get a review post done for your products/offers in the same way…You can get your offers reviewed by authority blogs in any niche by offering a cut of the profits.

It is a proven fact that posts on the homepage get the most amounts of traffic and getting your offer reviewed on the homepage of a few popular blogs in your niche virtually guarantees that you'll make a few thousand dollars a month.

iv)Thank You Pages:

The fourth best way to siphon traffic from popular blogs is to get your offer link (or banner) placed in their "thank you" pages.

During my research,I have found that more than 80% of the blogs carry a subscription form to build their mailing lists by offering a free report or e-course or newsletter.

I have also found that most of them don't have anything to monetize their "thank you" pages (where the visitors are re-directed after confirming their subscriptions) and are thus leaving thousands of dollars on table.

Just look at the screenshots below:

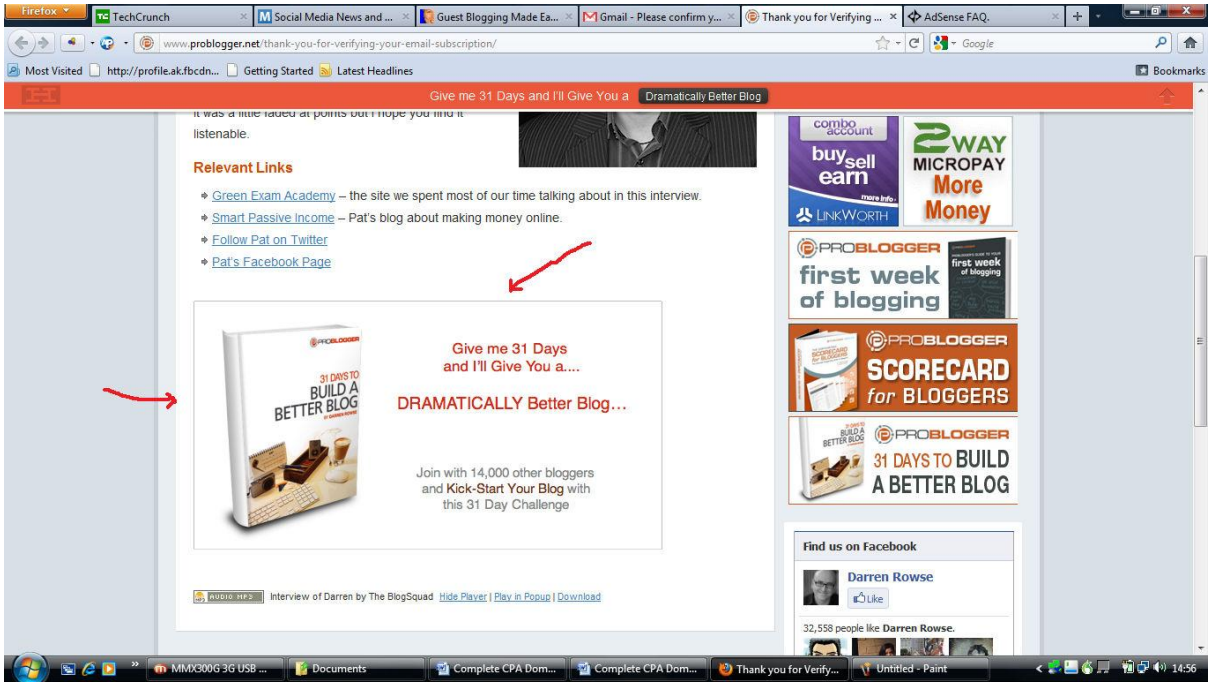

The site above promotes several products in their "Thank You" page and you can get your offers promoted in the same way.Just ask your partners to use your links and banners to monetize this space.

iv)Side Banners and Links:

The fifth best way is to get your banners placed in the side of the blogs.Most of the blogs carry advertising space in the right hand side.

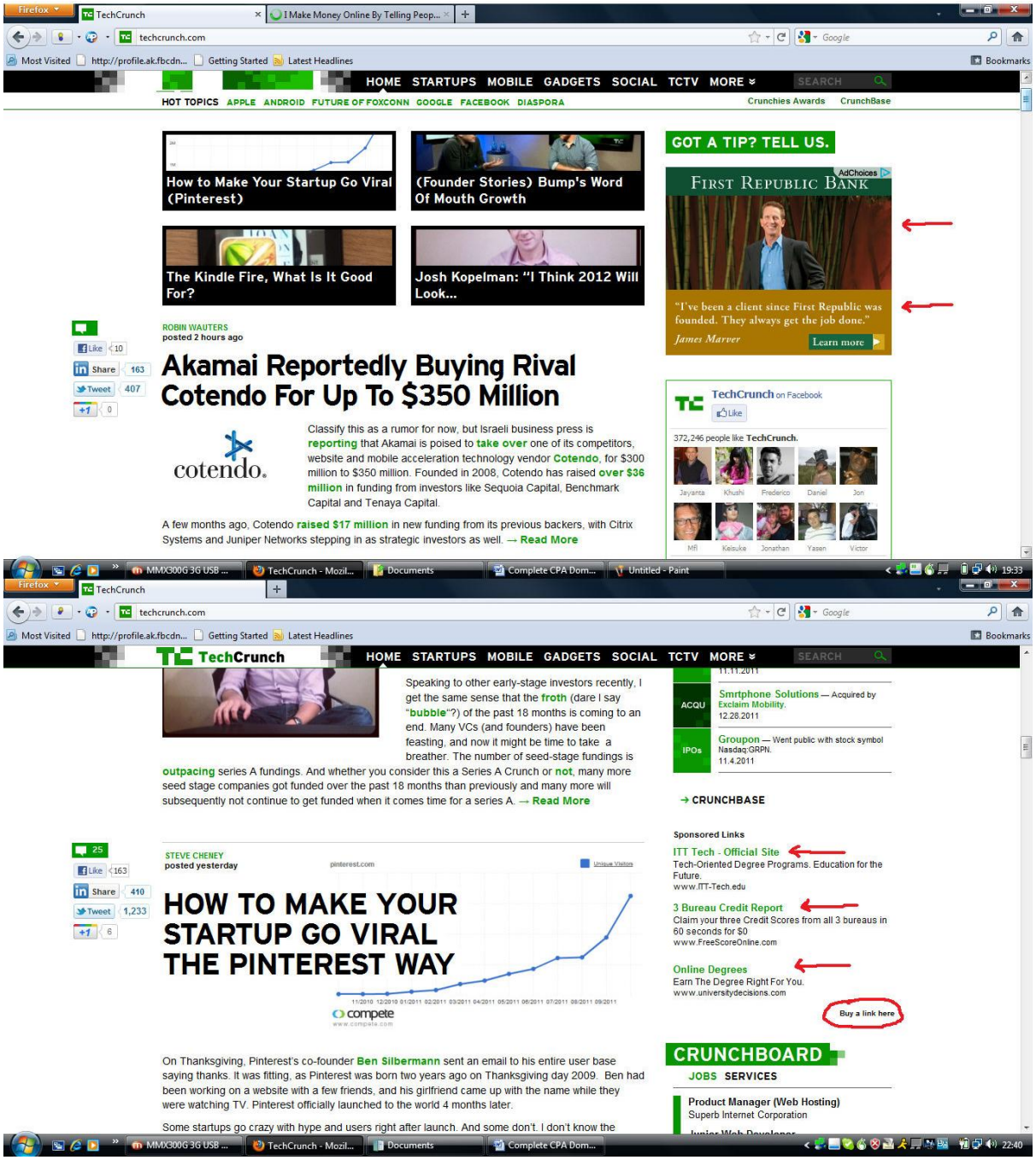
TechCrunch
techcrunch.com
HOME STARTUPS MOBILE GADGETS SOCIAL TCTV MORE
HOT TOPICS APPLE ANDROID FUTURE OF FOXCONN GOOGLE FACEBOOK DIASPORA
How to Make Your Startup Go Viral (Pinterest)
(Founder Stories) Bump's Word Of Mouth Growth
The Kindle Fire, What Is It Good For?
Josh Kopelman: "I Think 2012 Will Look...
GOT A TIP? TELL US.
FIRST REPUBLIC BANK
"I've been a client since First Republic was founded. They always get the job done."
James Marver
Learn more
ROBIN WAUTERS
posted 2 hours ago
Akamai Reportedly Buying Rival Cotendo For Up To $350 Million
cotendo.
Classify this as a rumor for now, but Israeli business press is reporting that Akamai is poised to take over one of its competitors, website and mobile acceleration technology vendor Cotendo, for $300 million to $350 million. Founded in 2008, Cotendo has raised over $36 million in funding from investors like Sequoia Capital, Benchmark Capital and Tenaya Capital.
A few months ago, Cotendo raised $17 million in new funding from its previous backers, with Citrix Systems and Juniper Networks stepping in as strategic investors as well. → Read More
TechCrunch on Facebook
372,246 people like TechCrunch.
Speaking to other early-stage investors recently, I get the same sense that the froth (dare I say "bubble"?) of the past 18 months is coming to an end. Many VCs (and founders) have been feasting, and now it might be time to take a breather. The number of seed-stage fundings is outpacing series A fundings. And whether you consider this a Series A Crunch or not, many more seed stage companies got funded over the past 18 months than previously and many more will subsequently not continue to get funded when it comes time for a series A. → Read More
ACQU
Smrtphone Solutions — Acquired by Exclaim Mobility, 12.28.2011
IPOs
Groupon — Went public with stock symbol Nasdaq:GRPN. 11.4.2011
→ CRUNCHBASE
Sponsored Links
ITT Tech - Official Site
Tech-Oriented Degree Programs. Education for the Future.
www.ITT-Tech.edu
3 Bureau Credit Report
Claim your three Credit Scores from all 3 bureaus in 60 seconds for $0
www.FreeScoreOnline.com
Online Degrees
Earn The Degree Right For You.
www.universitydecisions.com
Buy a link here
STEVE CHENEY
posted yesterday
HOW TO MAKE YOUR STARTUP GO VIRAL THE PINTEREST WAY
compete
On Thanksgiving, Pinterest's co-founder Ben Silbermann sent an email to his entire user base saying thanks. It was fitting, as Pinterest was born two years ago on Thanksgiving day 2009. Ben had been working on a website with a few friends, and his girlfriend came up with the name while they were watching TV. Pinterest officially launched to the world 4 months later.
Some startups go crazy with hype and users right after launch. And some don't. I don't know the
CRUNCHBOARD
JOBS SERVICES
Product Manager (Web Hosting)
Superb Internet Corporation

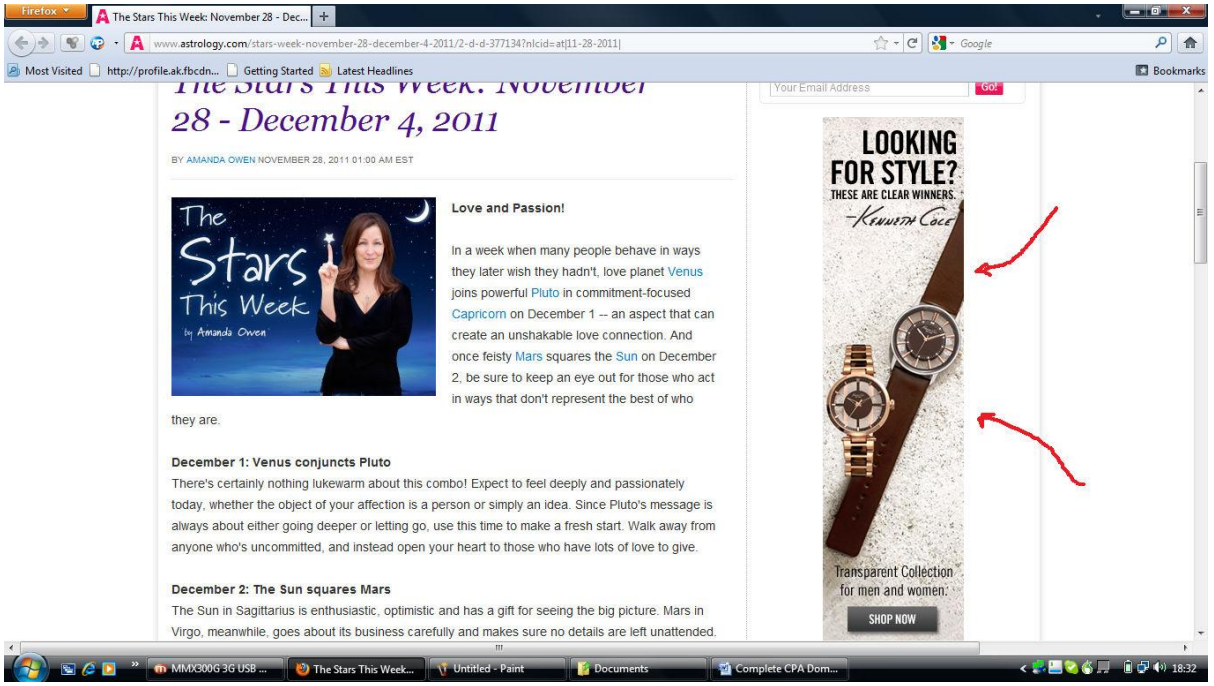

Both medium sized banners and skyscrapers(big vertical banners) can be easily placed in the sideways…Just hire a freelancer to create a couple of custom banners for you.

v)Links At Appropriate Places In The Posts:

Having your links embedded (hyperlinks) in the blog posts can bring you some of the most targeted traffic.

Just see the screenshot below to learn how to use this kind of advertising:

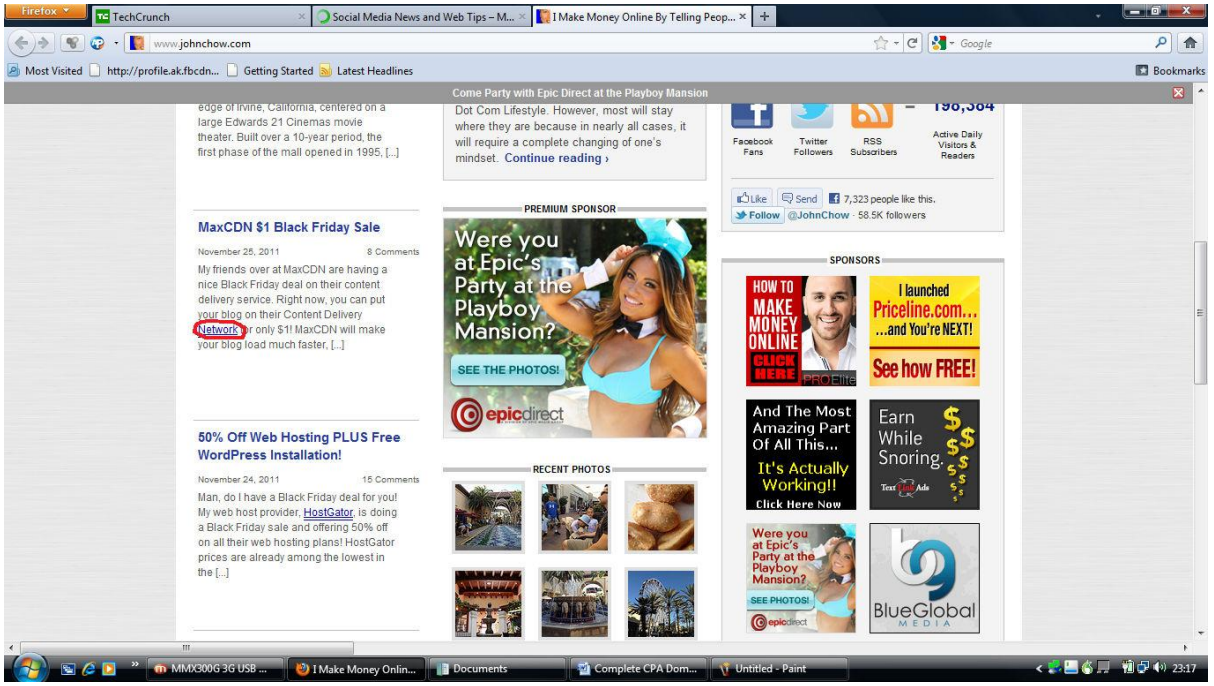

First, the word "network" has been highlighted and a hyperlink has been embedded beneath it.

Once your mouse hovers over this word,a pop up ad will appear like this:

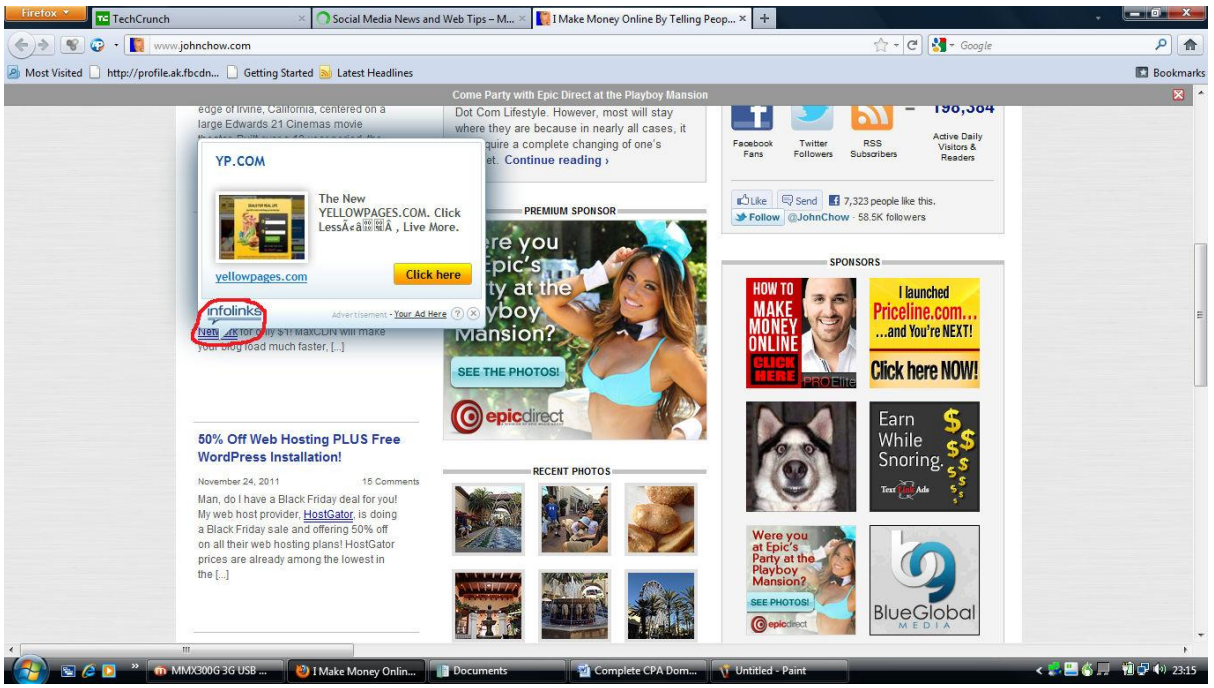

Many bloggers are already using hyperlinking and sliders ads to generate extra revenue from their blogs and a little bit persuasion on your part will easily convince them to use your links instead of ads from banner networks.

vi)Links and Banners In the Starting Of The Post:

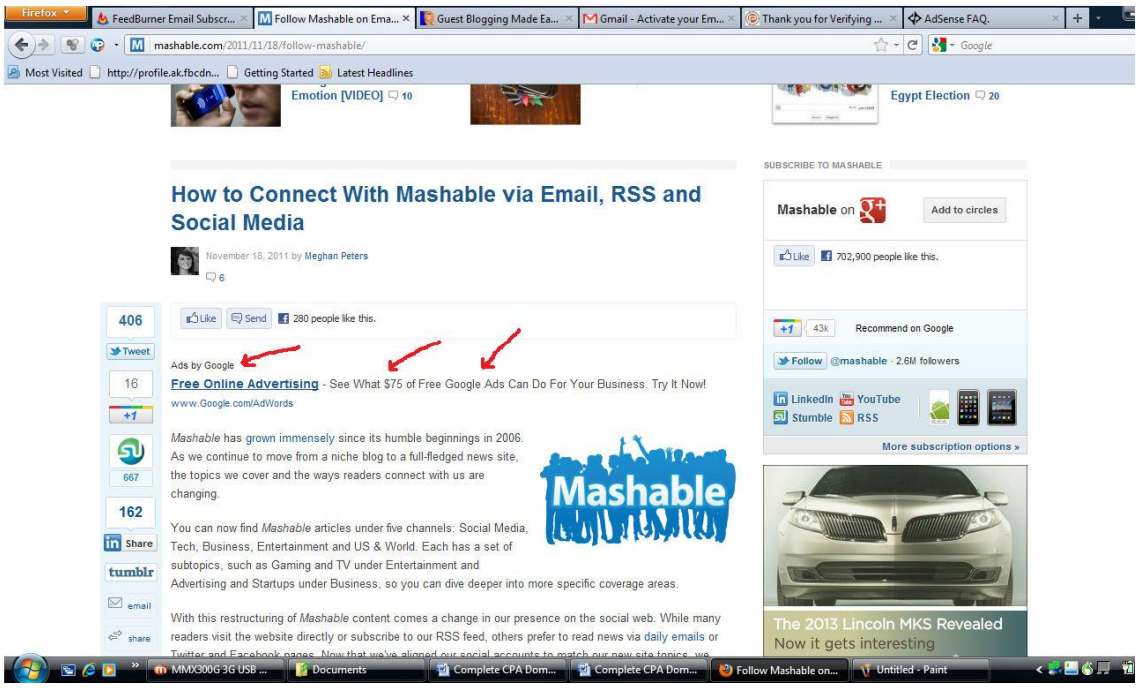

vii)Links/banners In Between The Posts:

Another great place to advertise your links is the space between two posts.Most of the bloggers place Adsense links and banners in this space.

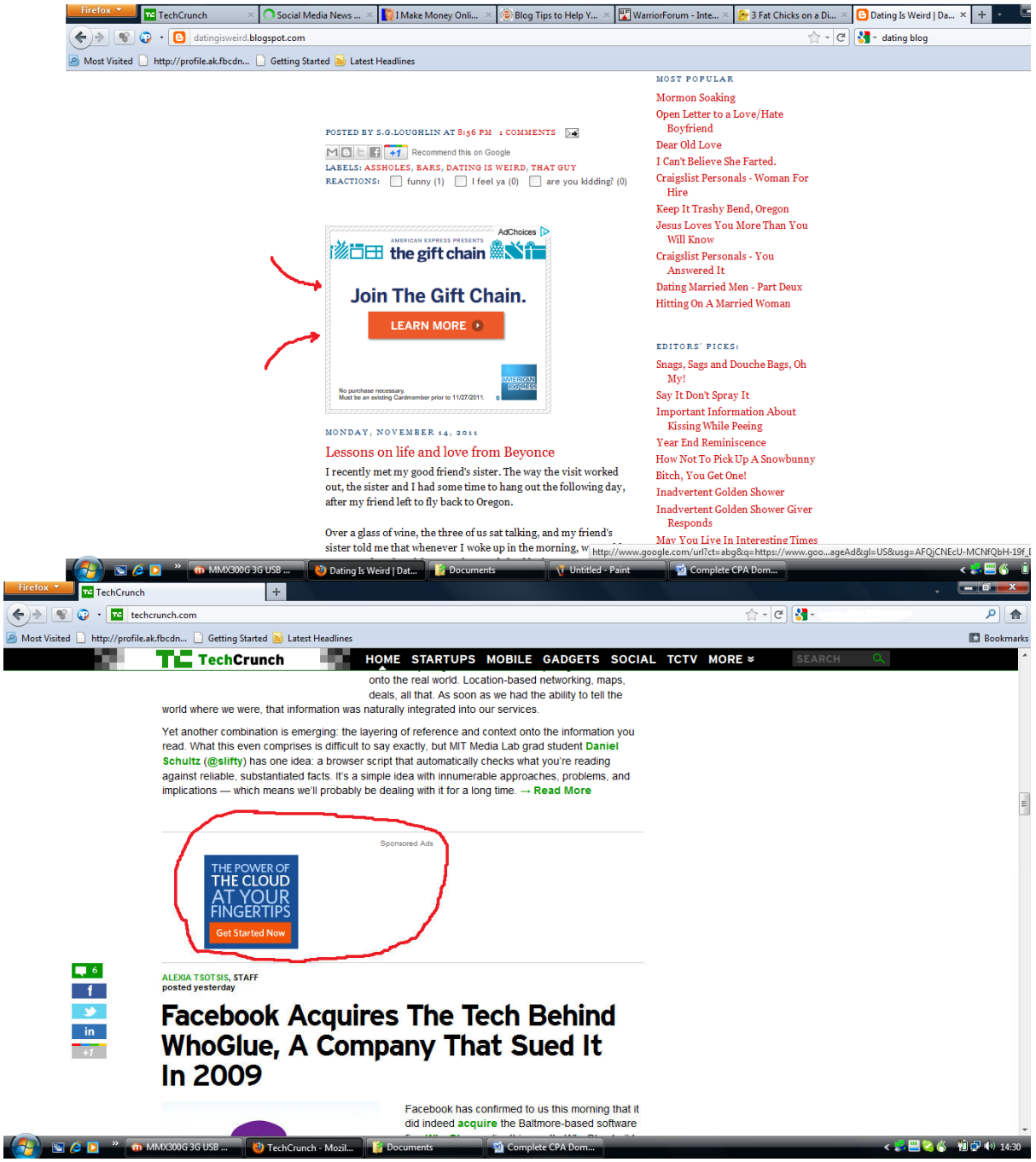
datingisweird.blogspot.com
POSTED BY S.G.LOUGHLIN AT 8:56 PM 1 COMMENTS
LABELS: ASSHOLES, BARS, DATING IS WEIRD, THAT GUY
REACTIONS: funny (1) I feel ya (0) are you kidding? (0)
AMERICAN EXPRESS PRESENTS the gift chain
Join The Gift Chain.
LEARN MORE
MONDAY, NOVEMBER 14, 2011
Lessons on life and love from Beyonce
I recently met my good friend's sister. The way the visit worked out, the sister and I had some time to hang out the following day, after my friend left to fly back to Oregon.
Over a glass of wine, the three of us sat talking, and my friend's sister told me that whenever I woke up in the morning,
MOST POPULAR
Mormon Soaking
Open Letter to a Love/Hate Boyfriend
Dear Old Love
I Can't Believe She Farted.
Craigslist Personals - Woman For Hire
Keep It Trashy Bend, Oregon
Jesus Loves You More Than You Will Know
Craigslist Personals - You Answered It
Dating Married Men - Part Deux
Hitting On A Married Woman
EDITORS' PICKS:
Snags, Sags and Douche Bags, Oh My!
Say It Don't Spray It
Important Information About Kissing While Peeing
Year End Reminiscence
How Not To Pick Up A Snowbunny
Bitch, You Get One!
Inadvertent Golden Shower
Inadvertent Golden Shower Giver Responds
May You Live In Interestine Times
techcrunch.com
TechCrunch
HOME STARTUPS MOBILE GADGETS SOCIAL TCTV MORE
onto the real world. Location-based networking, maps, deals, all that. As soon as we had the ability to tell the world where we were, that information was naturally integrated into our services.
Yet another combination is emerging: the layering of reference and context onto the information you read. What this even comprises is difficult to say exactly, but MIT Media Lab grad student Daniel Schultz (@slifty) has one idea: a browser script that automatically checks what you're reading against reliable, substantiated facts. It's a simple idea with innumerable approaches, problems, and implications — which means we'll probably be dealing with it for a long time. → Read More
Sponsored Ads
THE POWER OF THE CLOUD AT YOUR FINGERTIPS
Get Started Now
ALEXIA TSOTSIS, STAFF
posted yesterday
Facebook Acquires The Tech Behind WhoGlue, A Company That Sued It In 2009
Facebook has confirmed to us this morning that it did indeed acquire the Baltmore-based software

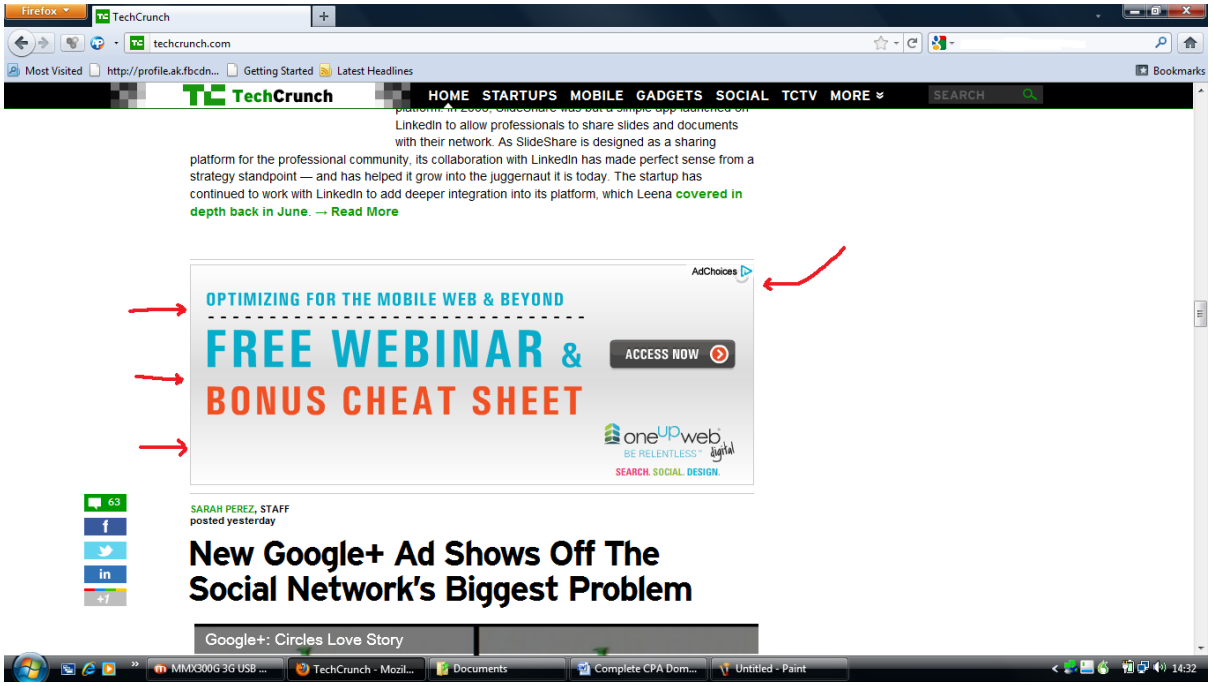

Just convince them to place your links and banners instead and see your earnings going through the roof.

viii)At The Bottom Of The Page:

Many blogs have just one post per page,some have 5 and others may have 10 posts per page.

If you take a look at any blog,you'll notice that most of them have links/banner ads at the bottom of every page.

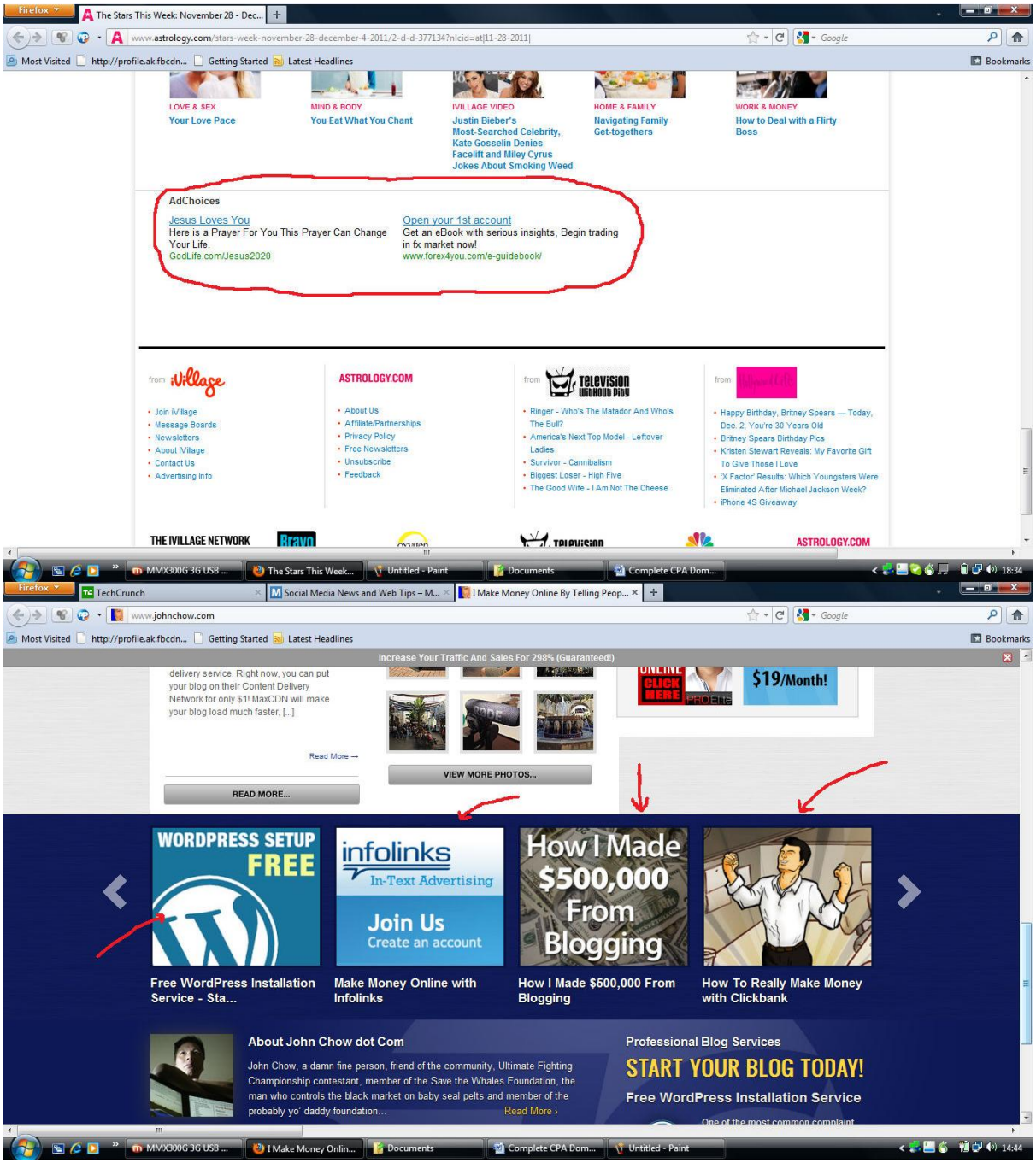
The Stars This Week: November 28 - Dec...
www.astrology.com/stars-week-november-28-december-4-2011/2-d-d-377134?nlcid=at|11-28-2011|
LOVE & SEX
Your Love Pace
MIND & BODY
You Eat What You Chant
IVILLAGE VIDEO
Justin Bieber's Most-Searched Celebrity, Kate Gosselin Denies Facelift and Miley Cyrus Jokes About Smoking Weed
HOME & FAMILY
Navigating Family Get-togethers
WORK & MONEY
How to Deal with a Flirty Boss
AdChoices
Jesus Loves You
Here is a Prayer For You This Prayer Can Change Your Life.
GodLife.com/Jesus2020
Open your 1st account
Get an eBook with serious insights, Begin trading in fx market now!
www.forex4you.com/e-guidebook/
ASTROLOGY.COM
About Us
Affiliate/Partnerships
Privacy Policy
Free Newsletters
Unsubscribe
Feedback
Join iVillage
Message Boards
Newsletters
About iVillage
Contact Us
Advertising Info
Ringer - Who's The Matador And Who's The Bull?
America's Next Top Model - Leftover Ladies
Survivor - Cannibalism
Biggest Loser - High Five
The Good Wife - I Am Not The Cheese
Happy Birthday, Britney Spears — Today, Dec. 2, You're 30 Years Old
Britney Spears Birthday Pics
Kristen Stewart Reveals: My Favorite Gift To Give Those I Love
'X Factor' Results: Which Youngsters Were Eliminated After Michael Jackson Week?
iPhone 4S Giveaway
THE iVILLAGE NETWORK
ASTROLOGY.COM
www.johnchow.com
Increase Your Traffic And Sales For 298% (Guaranteed!)
delivery service. Right now, you can put your blog on their Content Delivery Network for only $1! MaxCDN will make your blog load much faster. [...]
Read More →
READ MORE...
VIEW MORE PHOTOS...
$19/Month!
WORDPRESS SETUP FREE
infolinks
In-Text Advertising
Join Us
Create an account
How I Made $500,000 From Blogging
Free WordPress Installation Service - Sta...
Make Money Online with Infolinks
How I Made $500,000 From Blogging
How To Really Make Money with Clickbank
About John Chow dot Com
John Chow, a damn fine person, friend of the community, Ultimate Fighting Championship contestant, member of the Save the Whales Foundation, the man who controls the black market on baby seal pelts and member of the probably yo' daddy foundation...
Read More ›
Professional Blog Services
START YOUR BLOG TODAY!
Free WordPress Installation Service

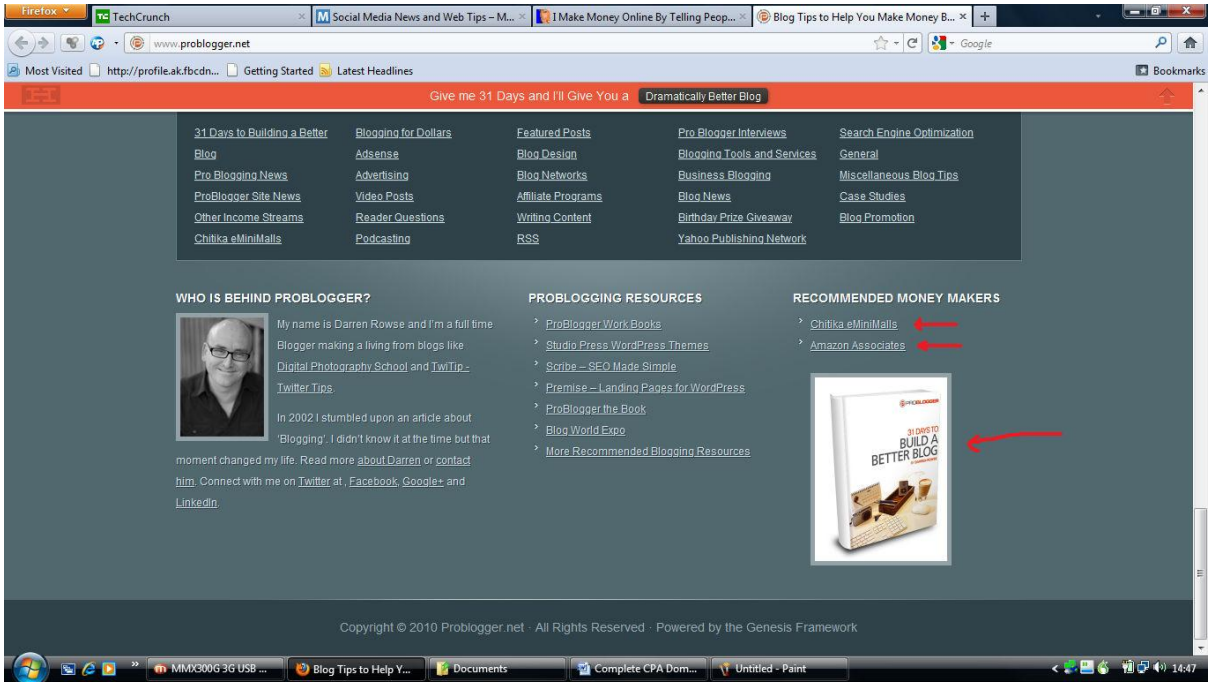

Now what you have to is persuade your partner to replace his low paying,existing ads with your offer links/banners…In order to maximize the profits,you can also suggest them to end their posts in such a way that the readers are motivated to click on the links/banners.

4)Track The Stats and Let Your Partners See Them:

Tracking and detailed stats are crucial both for you and your JV partners.Accurate tracking is almost compulsory if you want to work with multiple partners and build a five or six figures business.

Proper tracking will allow you to focus on the channels that generate you best conversions and highest amount of profits, and it'll go a long way in increasing your credibility and infuse a sense of loyalty and belonging in your partners.

There are three ways to track the stats and allow your JV partners to see their stats:

i)Use HasOffers Software:

This tool is used by many CPA networks and is probably the most sophisticated affiliate tracking software available in the market.

Now I am not going to tell you to create a CPA network but you are going to use it to track your affiliates stats (and allow them to see their stats as well) in a detailed manner.

HasOffers has a one month FREE trial so can avail this facility (and see it's effectiveness) for full 30 days without paying a dime.



In order to start using this software,click on the "Start Now" button and create your account.

Once your account set up is complete,you'll be able to log in,create your offers(just a simple description of the product/offer and provide the URL where you want the traffic to be sent(your salesletter/squeeze page)…Now your partners will be able to sign up as your publishers and get their affiliate links.

This system will also allow you to let your partners refer other bloggers as their sub-affiliates and grow your income virally without any effort on your part(I'll be discussing this thing in the coming pages).

ii)Use Domain Re-directs:

If you don't want to use HasOffers,using domain re-directs(with .info domains) is a low cost option of accurate tracking…Here you'll be creating one domain re-direct for each of your partners.

Below is how to set up a domain re-direct…

1)Register your domain(you can use a cheap .info domain for this purpose)

2)Host it at http://HostGator.com .Use the coupon code "1CentCheapHosting" (without quotes) to get your first month for $0.01

3)Login to your Cpanel at:
http://Your-Site.com/cpanel

4)Once you are inside,click on the "Redirects" link under the "Domains" headline

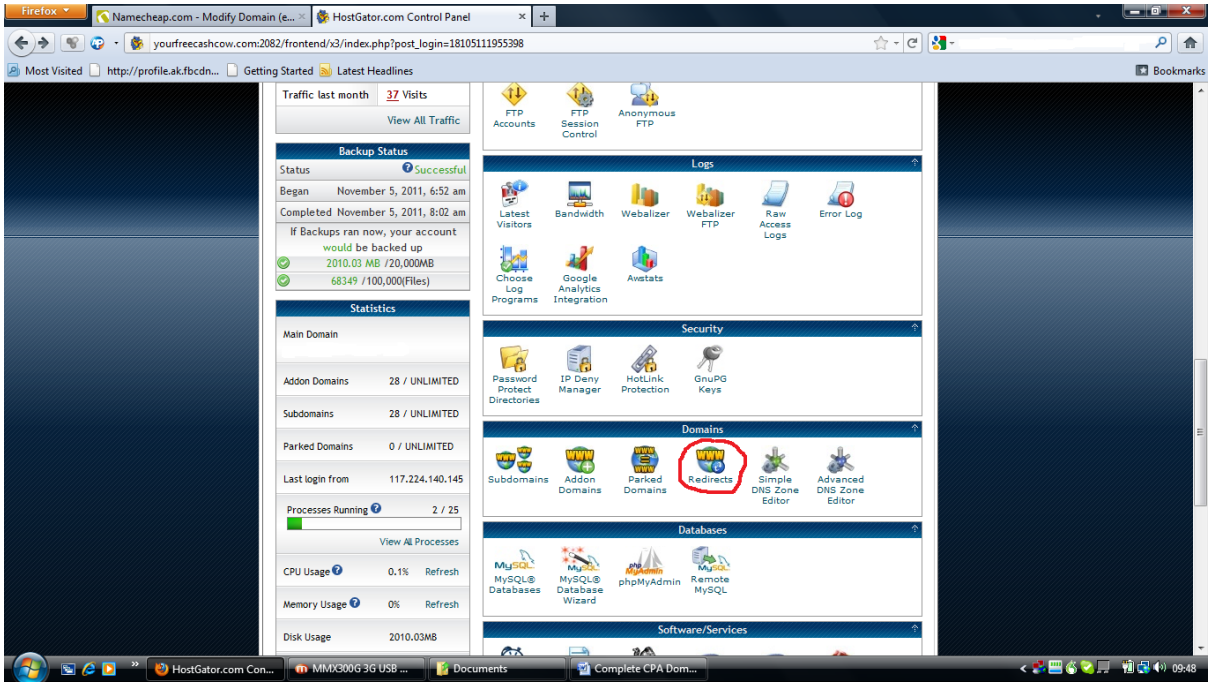

5)In the next page,you'll be filling up your re-direction specifics.
Fill in your domain name and your landing page URL in the boxes and hit the "add" button

iii)Use An URL Shortener:

The third and probably the easiest way is to use an URL shortening service like bit.y or Tinyurl…Besides shortening and cloaking your affiliate links,bit.ly will allow you and your partners to see the stats.

Whenever you use bit.ly,I would advise you to customize your links in such a way that they appeal to your target audience.

For example,when I shorten a random link http://EmergencyCashMethod.com/Affiliate7788.html via this service,it generates a link like this:

http://Bit.ly/sanniy

Now this is a generic link and doesn't carry any special appeal.
There is an option of creating a custom "alias" for your link.



This option will allow me to create a custom alias like "MakeMoneyFast".It'll require you to sign up (which is free).Once you are signed in,you'll be able to create custom aliases and track your stats.

You should always create custom aliases in such a way that they match and appeal to your target audience.For example,if you are creating an alias for an offer related to weight loss niche,your link should look something like : Bit.ly/LoseTenPoundsIn20Days

I would advise you to create one separate bit.ly account for each partner so that both you and they can see their individual detailed stats.

There is a link named "info page",click on it and you'll be able to see the stats

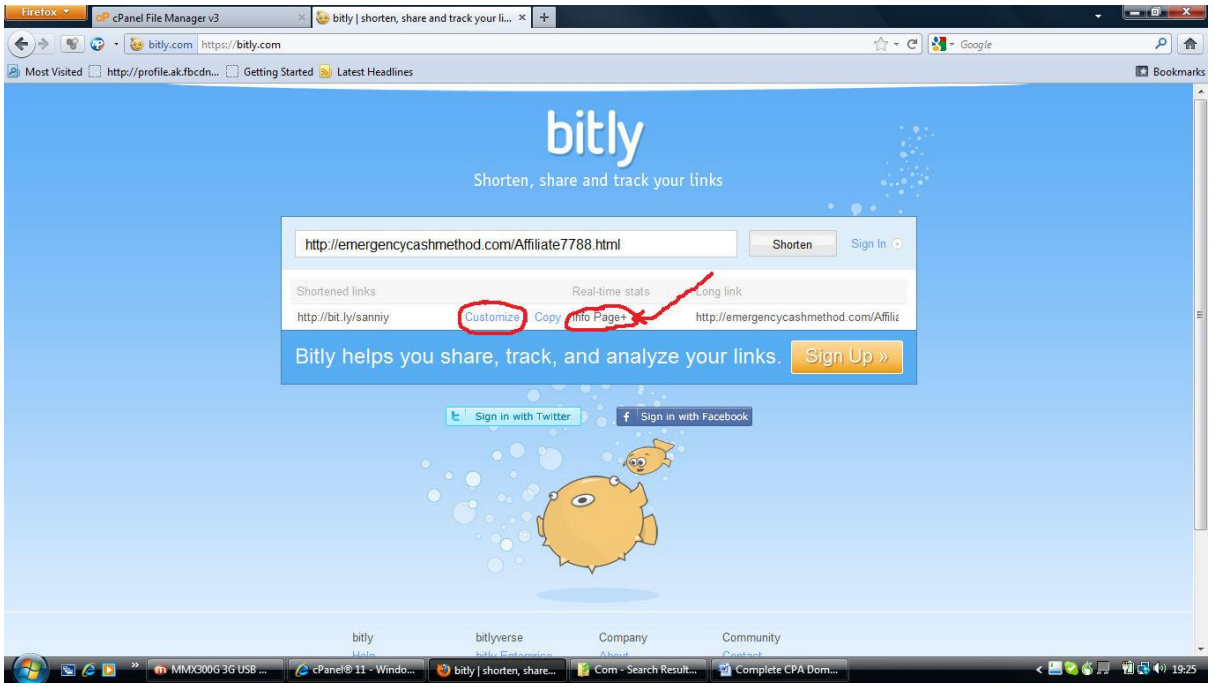

The "Loyalty Booster" Technique:How To Make AT LEAST 300% More Money From Same 'umber Of JV Partners

If you ask any successful internet marketer,he'll tell you that more than 50% of his income comes from his existing customers/clients…If you don't create recurring income streams from your existing customers,you'll be spending tons of money/time in finding new customers and you may not be able to build a reliable,consistent income that let you get rid of your day job.

The same applies (to a lot extent) with the above mentioned method too…Your aim should be to build long term relationships …money will follow automatically. When you apply this method,be sure to pay your partners their share as soon as you get the commissions…These guys will make you money for a long time as you can find multiple offers to promote to their visitors.

Everytime you make a few hundred dollars from the efforts of your partner,I would advise you to give him at least $100 as bonus besides his promised cut…This will go a long way in strengthening your relationship and they'll be more than happy to promote multiple offers from you….In that way,you'll make a consistent income without having to search for new partners every day.

Put The System On Autopilot and Let Others Grow Your Income For You

The HasOffers software has a very powerful viral feature that will allow your partners to refer their friends as their sub-affiliates(for 5-10% of lifetime commission on their 2nd tier affiliates).

Most of the reputed bloggers are well connected with other influential bloggers in their niche and just a little incentive will be sufficient to provide you dozens of mighty affiliates,without any effort on your part.

As soon as you pay any partner for the first time,tell him that he'll receive 5-10%(whichever you feel comfortable with) cash bonus on any money earned by the affiliates referred by him…This much incentive will enough to get you 5-10 more affiliates for the one you get from your own efforts.

All the major CPA networks have used the "two-tier" commission structure to build a force of tens of thousands of devoted affiliates and you can use the same trick to grow a five figure a month business in no time.

xx)The Autoblogging Traffic Avalanche:

The method I am going to tell now can totally transform your business and its 99% automated.The method requires just 15 minutes to set up and you won't be required to do any further work.

You can apply this method to drive targeted traffic to not only your own products but equally well to affiliate info products,CPA products and physical products.

Once set up,this traffic machine won't require any further input from you and send traffic to your site for years.

Below are the exact steps of this method:

1)Create A Twitter account.

2)Set up your wordpress blog on a keyword rich domain.Choose your domain name according to your niche ,and try to include your main keyword in it.

To install a wordpress blog on your domain,follow the tutorial given in the "Blogging" section of the guide.

3)After installing wordpress, login to your admin panel at http://YourSite.com/wp-admin , search for "WP-O-MATIC" or "WP-autoblog" (or any other autoblogging plugin that you can find)plugin and install it.

4)Next install "Twitter Poster" plugin .
(you can find both these plugins by searching inside your Wordpress admin dashboard)

5)Go To Google Hot Trends .The link is:
http://www.google.com/trends/hottrends
note down all the trending topics.

6)Go to Yahoo! Buzz and see what topics are buzzing.The link is:
http://buzz.yahoo.com/

Note down all the buzzes in a notepad.

7)Go to http://search.twitter.com and note down all the hot searches.

8)Go to Google blog search.The link is:
http://blogsearch.google.com/blogsearch?hl=en

and search for the topics you have just collected and get the RSS feed URLs.

Below is the demonstration of how to do it:

For example,currently the search "Miss America" is the highest searched term.I insert this phase in "Google Blog Search" search box

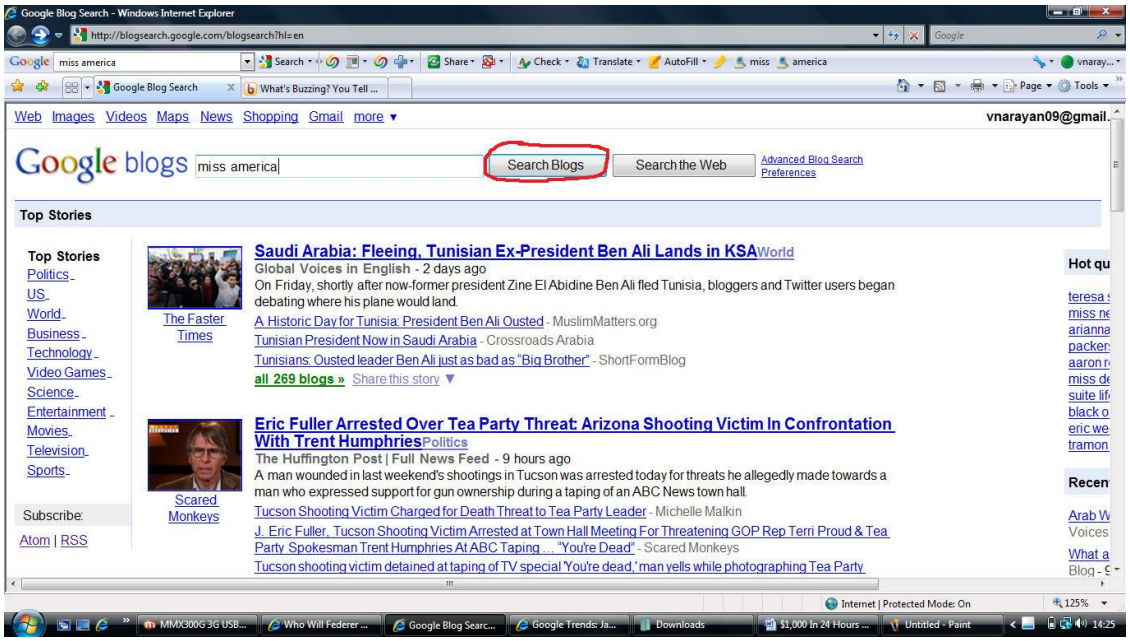

(Remember,you have to click on the "Search Blogs" button,not the "Search The Web" button)

It'll show you results like this:

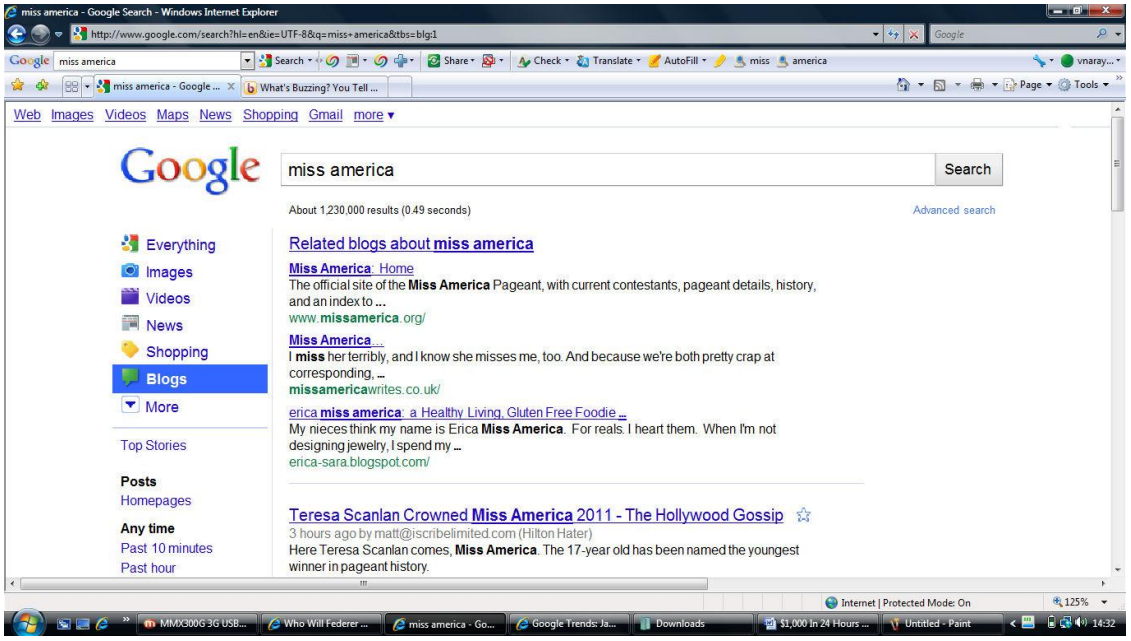

There will be an "RSS" link at the bottom of the page,click on that and copy the RSS feed URL

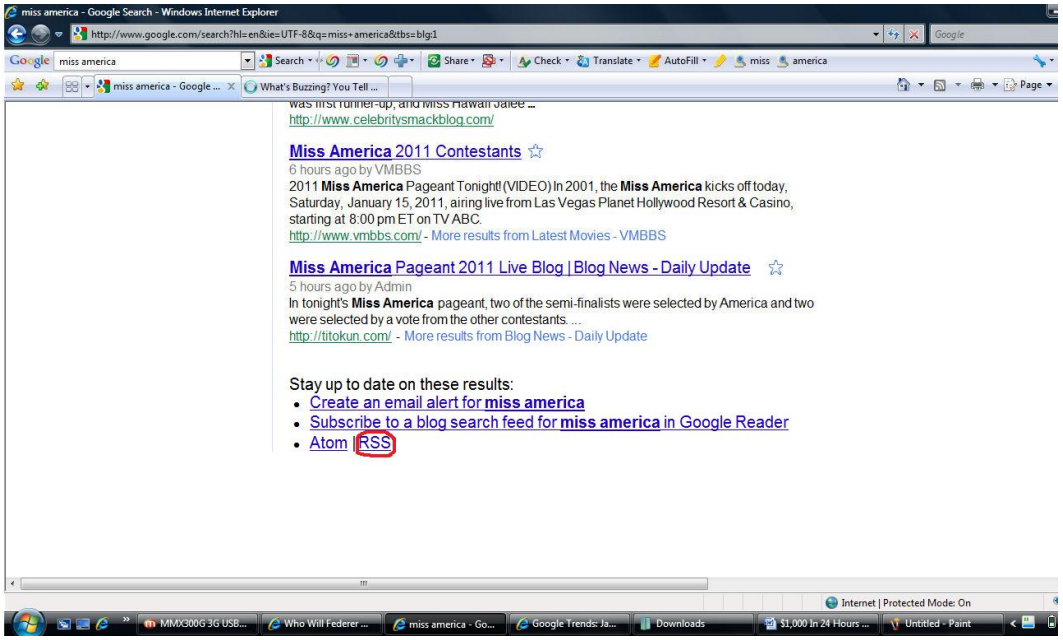

9)Insert The URL in your blog's "WP-autoblog" feature.

Perform the same operation for all of your collected "Hot Searches".

▾ow what your autoblog will do is:

i)It'll aggregate all the hot trends.

ii) It'll auto-tweet the accumulated headlines.

iii) The people who search on Twitter search will find your posts and clickthru to your blog.

This method is proven to generate from a few hundred to thousands of visitors a day and you don't need to follow anyone.

The only drawback is that this is not targeted traffic and will work only with niches that have broad appeal.Weight loss products,dating related products,make money products will all work with this traffic.

To make the best use of this traffic,you should get these prospects on your list by offering a valuable freebie.Sending them directly to a sales page or hoping them to click your Adsense ads is useless.

According to my experience,depending on the frequency of your tweets and hotness of the topics,you'll easily get 1,000-5,000 visitors a day and out of these around 100-300 will opt-in to your list(obviously depends on your niche and the attractiveness of your squeeze page),which I think are still very good numbers,keeping in mind that you don't have to do anything after completing the initial setup.

xxi)The Evergreen Amazon Traffic Spring:

Sometimes it amazes me that so many internet marketers fight over PPC and article marketing while an immense traffic source like Amazon lies under-utilized.

Amazon's traffic stats are out of the ordinary.It attracts 70+ million unique visitors every month.You may argue that sites like Facebook get more traffic than this…Well,you shouldn't just focus on absolute numbers.There is a big difference in the quality of traffic.The traffic Amazon receives is purely buyer traffic.These are the people who are actively looking for bargains and are very easy to convert into customers.

How To Siphon A Portion Of This Traffic To Your Site:

Amazon allows you to write reviews on the products listed there.You don't need to have purchased a product in order to be able to write a review.

You'll notice that there are a lot of books listed in almost every possible niche.All you have to do is find a few in your niche and start reviewing them.

If you are in "Internet Marketing" niche,you would like to target marketing,work from home or business opportunity books.

Also there are a lot of magazines under these categories that are quite popular like Entrepreneur or Work From Home magazine.You can write your reviews on these magazines with a link back to your squeeze page.

A few reviews can easily get you 20-50 new subscribers everyday.To scale up ,you can easily find a freelancer at eLance or any other site to do the writing work for you.

xxii)Hidden Free e-book Giveaway Cash:

The methods I am going to describe now are some of the most potent techniques to get loads of free,targeted traffic…In these methods you'll be using freebies to siphon massive traffic from some of the internet's most visited sites.

These freebies don't need to be your own…You can use any PLR(in your niche) to get the ball rolling.

Also,when you generate traffic with these methods,I would always advise you to send your prospects to a lead capture form…You can promote anything in your follow ups or future broadcasts but I would never advise you to direct this traffic to a sales page right away,CPA offers are another case though.

Like article and blog directories there are e-book directories where you can submit your e-books and reports and get a link back to your site.You'll be wondering,how is it going to benefit me? Let me explain:

These directories work essentially like article directories.Thousands of interested people throng these directories everyday in search of free material.The e-book directories don't host your report on their website.They just provide you space to write a small description of your report ,include an image of it and put a link to your site(where you giveaway your report)…..They just act as an intermediate between the information seekers and information providers and make money buy selling premium spaces and a little bit from banner ads.

All you have do is create a small (10-15 pages are enough) report and a plain lead capture page.

If you don't feel like writing the report yourself,PLRWholesaler is the place to get high quality PLR e-books for free.On that site,you can find free PLR products(squeeze page templates and affiliate landing page templates too) on every major niche.

Below is the list of a few high traffic free e-book directories.They won't allow you to upload your e-book to their site,instead you get a link at their site pointing back to your squeeze page.Once your link is placed on these sites,you'll start getting dozens of targeted subscribers per day on autopilot.

Now don't start thinking like I am telling you some worthless theory.It's a proven strategy.The best part is that very few marketers know about it and it is not going to be saturated any time soon.

Recently I tested this strategy with a free weight loss report.Over a one week period,I captured a total of 862 leads.There were a few affiliate links in the report and I made around $230 in upfront affiliate commissions.There was a 5 day follow up sequence where I promoted a popular weight loss product.I got a total of 29 sales netting me around $550 in further commissions.So I made a total of around $780.

Now that is not very much, but think about long term profits.Assuming the conservative figure of $1 per subscriber per month,I'll add an extra $10,000/year to my bottom line from that list.

- http://www.free-ebooks.net
- http://www.ebookjungle.com
- http://www.ebook88.com
- http://www.ebooktags.com
- http://carltonross.tripod.com
- http://www.sallys-ebooks.co.uk
- http://www.ebookdirectory.com
- http://www.b213.net
- http://www.ebookgallery.com
- http://www.hmpebooks.com
- http://digitalworkspublishing.co.uk
- http://www.infogle.com

- http://knowbetter.com
- http://www.ecourseweb.com
- http://www.virtual-ebooks.com
- http://knowfree.net
- http://www.ebookletdirectory.com
- http://www.ideamarketers.com
- http://www.getfreeebooks.com
- http://ebook-cafe.net/submitebook.html
- http://anythingebooks.com
- http://www.fizziebooks.com
- http://www.jogena.com
- http://publishing.booklocker.com
- http://www.e-booksdirectory.com

After submitting your free e-books,be sure to perform these two steps(it'll ensure that your submission gets ranked fast and gets free search engine traffic):

1)Ping your submission page with Pingomatic ,Pingoat or Pingler.com

2)Social bookmark it with Onlywire or SocialMarker.com

xxiii)Unstoppable "Document" Traffic:

This method goes hand in hand with the method described above…The document sharing sites get massive traffic and enjoy very high Page Ranks…Just see the screenshots below:

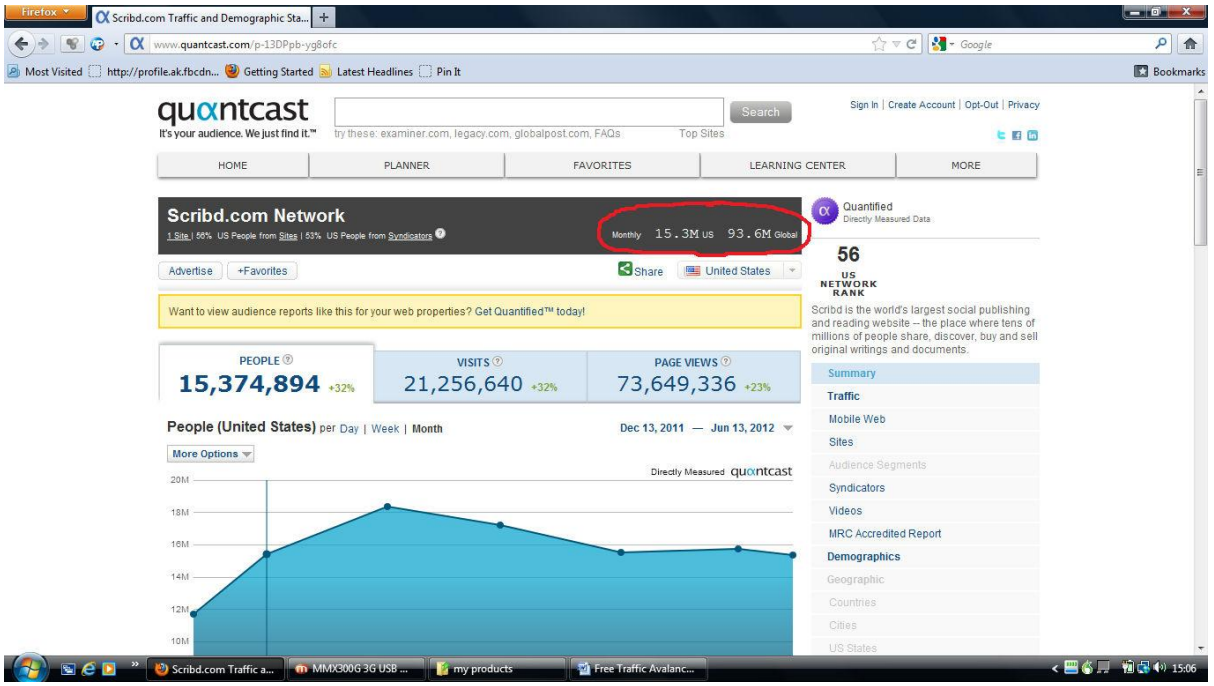

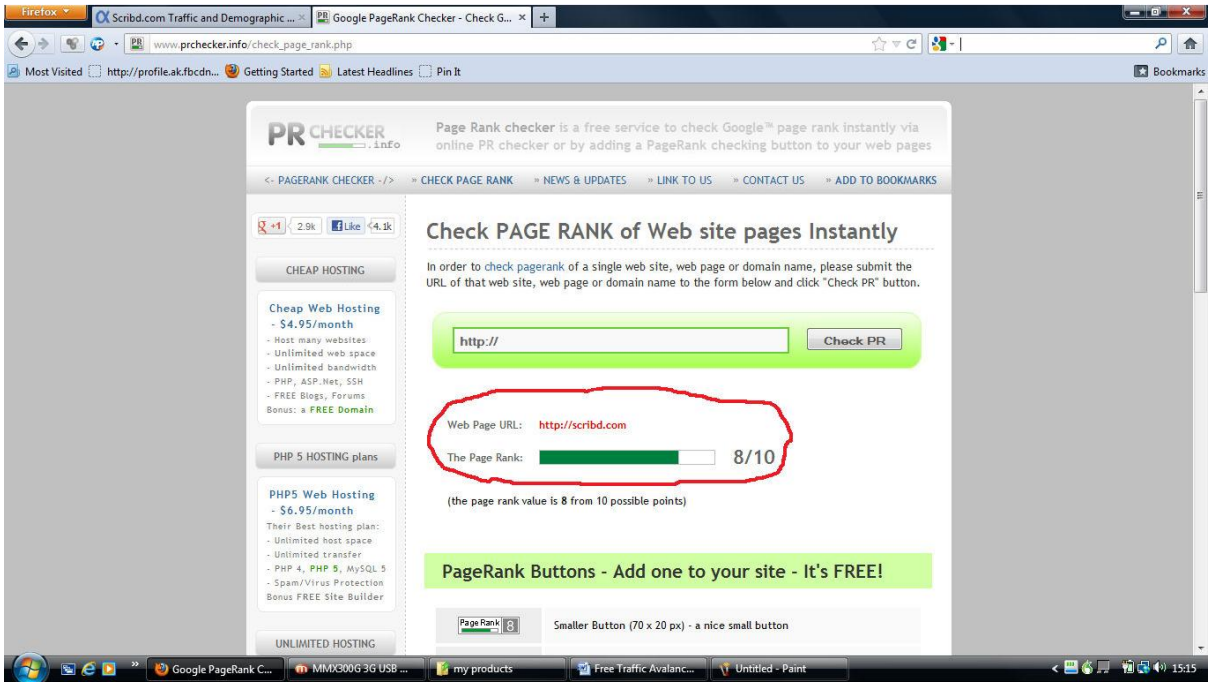

The site http://Scribd.com is visited of 15.3 Million US people (and 93.6 Million worldwide) monthly and has a Google page rank of 8.

These are some huge numbers…and these numbers allow to siphon massive,free traffic from these sites to your own sites by using your free report as a bait…No extra effort needed.

You'll often come across links to the documents shared on these sites appearing on the page 1 of Google and the huge audience base ensures that your documents are seen and used by tens of thousands of people(in any big niche) .

While submitting your reports never forget to tag them with your relevant keywords…This will ensure that your submissions are easily picked up by the search spiders and rank high for related searches.

To felicitate the search engine process,ping your submission with Pingler and Social Bookmark it with Onlywire.

Below Is The List Of High Traffic Document Sharing Sites:

http://Scribd.com

http://DocStoc.com

http://SlideShare.net

http://Earnsnips.com

http://DocShare.com

xxiv)The "File Sharing" Cash Cow:

You may argue that this traffic mainly consists of freebie seekers and these people are not going to take their credit cards out to buy your products…Well I have extensively tested this method and although the quality of this traffic is not as good as that from search engines or JV mailings,it does convert and convert quite well if you know what you are doing and how to convert these prospects into buyers.

File sharing sites and torrent sharing platforms get hundreds of millions of visitors and a very small portion of this traffic can help you create a 4-5 figures a month business.

The best thing is that you have to submit your reports for once and then these sites keep sending traffic until your material is removed.

Many of these sites enjoy high page ranks and like document sharing sites,you'll come across links from these sites too,appearing in the page 1 of Google…which ensures that the traffic that reaches your landing pages,is siphoned from search engines and converts pretty well.

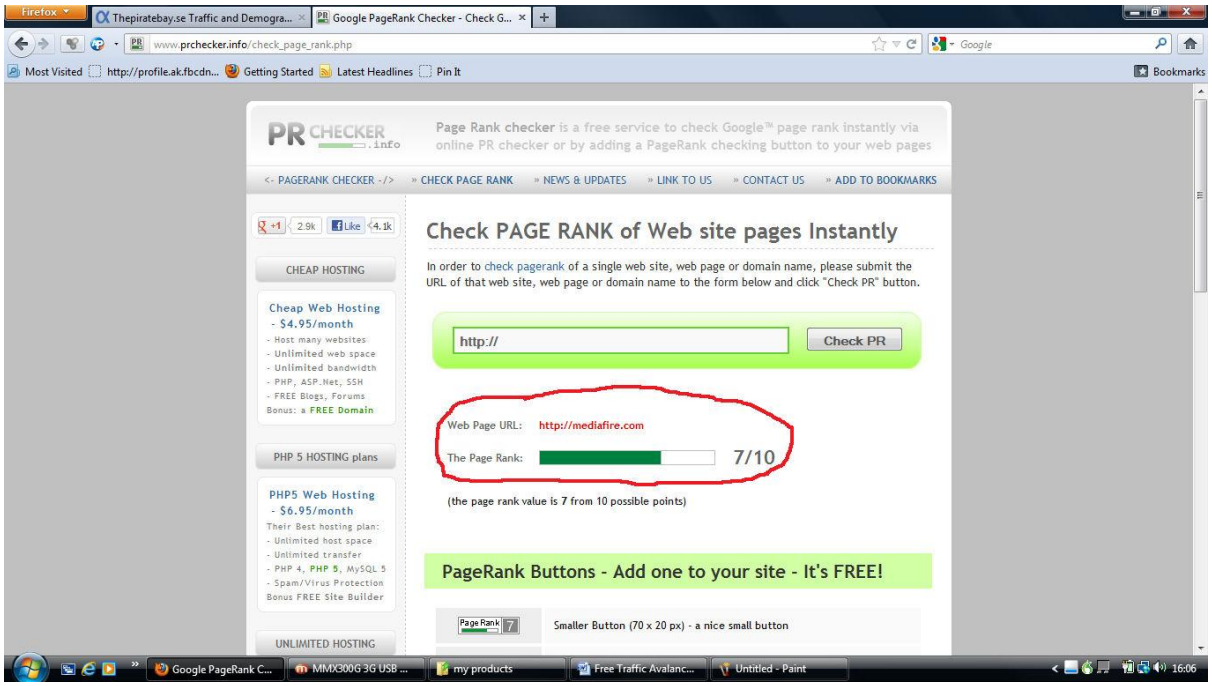

Below is a complete list of such sites:

http://RapidShare.com

http://Mediafire.com

http://Hotfile.com

http://Zshare.com

http://Multiupload.com

http://MirrorCreator.com

http://Easy-Share.com

http://Ziddu.com

http://FileFactory.com

http://FileSonic.com

http://Uploaded.to

http://ZippyShare.com

http://FileFront.com

http://Badongo.com

http://DepositFiles.com

http://FileServe.com

http://MegaShare.com

http://TurboBit.net

http://iFile.it

http://SendSpace.com

And below is the big list of popular torrent sites:

http://ThePirateBay.se

http://Mininova.com

http://BitUnity.com

http://Fenopy.com

http://TorrentFree.com

http://KickAssTorrents.com

http://TorrentCafe.com

http://ExtraTorrent.com

http://Isohunt.com

http://CinemaTorrents.com

http://TorrentRoot.com

http://Demonoid.com

http://Meganova.org

http://Gpirate.com

http://TorrentZap.com

http://YouTorrent.com

http://ThunderBytes.com

http://NowTorrents.com

http://BitSoup.org

http://Bitenova.org

http://Btscene.com

http://Torrentz.com

http://PlentyOfTorrents.com

http://FlixFlux.co.uk

http://BitToxic.com

http://ScrapeTorrent.com

http://TorrentFunk.com

http://Blues-Brothers.biz

http://CommonBits.com

http://AliveTorrents.com

http://Torrentsscan.com

http://TorrentPond.com

http://TorrentHound.com

xxv)Free “Tutorial” Traffic:

There are several tutorial sites that are exclusively visited by people looking for tutorials and instructions .These sites are visited by millions of people who are looking to improve their skills in marketing,copywriting,web design,SEO ,HTML,wordpress,resume writing and other areas of knowledge.

Unlike the document and file sharing sites,the kind of traffic you get from these sites is one of the most targeted traffic and a high percentage of the people who download your teaser will finally go on to purchase your full product.

Free reports are just perfect to siphon traffic from these sites.PLR products will work very well and this kind of traffic is great for offline marketers,as a majority of the people who visit tutorial sites are local business owners looking to sharpen their skills in various fields of online marketing and increase their presence on the internet.

Below are the links to some of these sites:

http://Tutorialized.com

http://Instructable.com

http://TutorialLover.com

http://TutorialKit.com

http://Toxiclab.org

http://Good-tutorials.com

http://Noupe.com

http://www.fstutorials.com/

http://tutorialoutpost.com/

http://www.tutorialsgarden.com/

http://Tutorial-index.com

http://Tutorials-expert.com

http://www.tipclique.com/

http://TotalTutorial.com

http://gfxtuts.com/

http://www.tutorio.com/

xxvi)The Free "Teaser" Method:

This method works very well with the above mentioned 4 traffic sources and you can apply it equally well with info products ,CPA products and Amazon products.

This technique involves using a "Teaser" freebie to get your prospects to ultimately purchase your product(or affiliate product) and works very well with the products that are already popular.

In this method,what you have to do is take out a portion of your free report and name it after your main product.To make the download look bigger you can download a video from Youtube and zip it with you "Teaser".The visitors will download it thinking that they have got the main product.

The trick is to use an attractive title and highly targeted keywords.At the end of your teaser,you'll be telling your readers something like "You Can Download The Full e-book at {link to your squeeze page).

I can assure that more than 70% of the people who will download your "Teaser" will sign up to your list .After getting these people on your list,you can promote your main product in the follow ups.

There Are Two Ways To Use This Method With Affiliate Products:

1)You can very effectively apply this technique with affiliate products that are already popular.Just write a short review of the product,put your affiliate link and convert it into a PDF.

To increase the bulk,download a few videos and bind them in a zip……Hundreds of thousands of people go to file share and torrent sites in search of popular products and you can tap on this free traffic.

Never think that all of these people are freebie seekers and they'll not convert.Though conversions will be lower than other traffic sources, a portion of this traffic will always convert into buyers.

2)The Other way is more effective and profitable in the long run.Here you'll be first getting the prospects on your list by offering your freebie as a bonus to the main product(the product they are seeking).

The Trick:
Your freebie will be nothing but a short review of the affiliate product.In that way you'll be able to build your list,follow up the prospects and close the deal.

Always make sure that you make the download of size similar to the product they are seeking. Otherwise many of them will discover your trick before you can presell them.They are actively looking for the product so you can be certain that they have read about it in some blog,forum or product site or have been promoted through e-mail and many of them will be already aware of the size of the download.Keeping all the material in a zip file is a nice way to keep them guessing.

Hope you enjoyed these methods…In the 2nd module,you'll discover my 9 best paid methods to generate loads and loads of buyer traffic .Please go to that module now…

To Your Success,
Vivek Narayan